

REMOTE DOMINICA

# Partner Onboarding Deck

A page-by-page tour of every dashboard on the platform — for guides, drivers, tour operators, hosts, affiliates and admins.

Audience

**Partners (non-technical)**

Format

**Walkthrough deck · screenshots + plain-language notes**

Version

**v1 · May 2026**

# A guided tour of every page you'll use

Each slide shows one page from the platform with a short, plain-language explanation. Use this deck during onboarding calls, share it as a self-serve PDF, or jump straight to the section that matches your role.

## What's inside

- **Traveler portal** — what your customers see
- **Operator dashboard** — for guides, drivers and tour operators
- **Host dashboard** — for stays, retreats and venue partners
- **Affiliate dashboard** — for creators and influencers
- **Admin dashboard** — for the Remote Dominica team

## How to read each slide

- **Title** — the page or feature name
- **Screenshot** — a centered view of that page
- **What it does** — 1-3 sentences in plain English
- **Tags** — the key features the page covers
- Look for the **TRAVELER VIEW** tag — those slides show what your customers see.

## TABLE OF CONTENTS

# Five sections, one platform.

Skip to the dashboard you'll use every day, or read end-to-end to understand how every role connects.

1 · Traveler portal (context for partners)

---

2 · Operator dashboard (guides, drivers, tour ops)

---

3 · Host dashboard (stays, retreats, venues)

---

4 · Affiliate dashboard (creators)

---

5 · Admin dashboard (Remote Dominica team)

---

6 · How everything connects

---

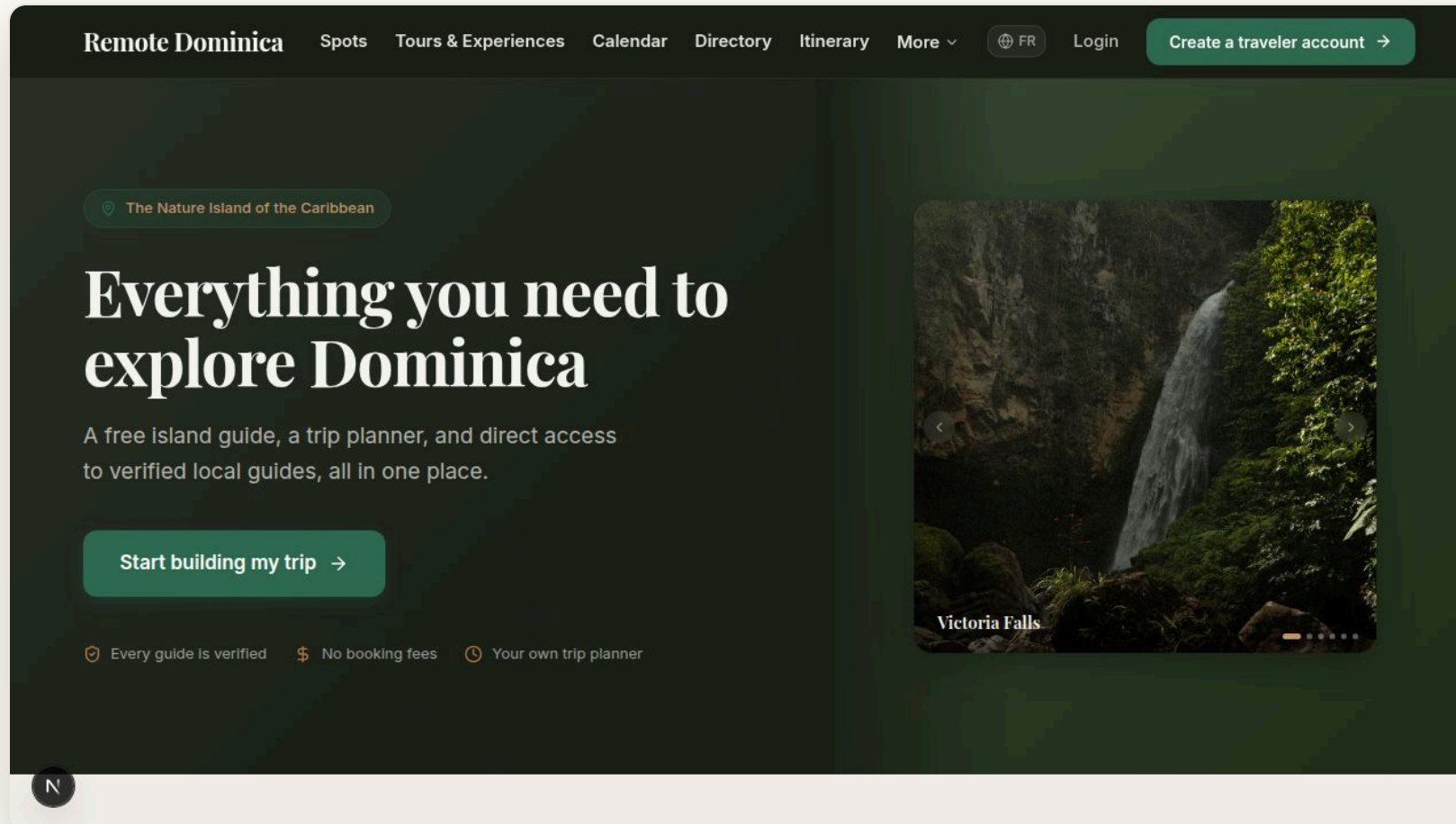
## SECTION 1

# The traveler portal

Before we look at your dashboard, here's what your future customers see when they land on Remote Dominica. Knowing the traveler side helps you understand where your bookings, requests and reviews come from.

# Home page

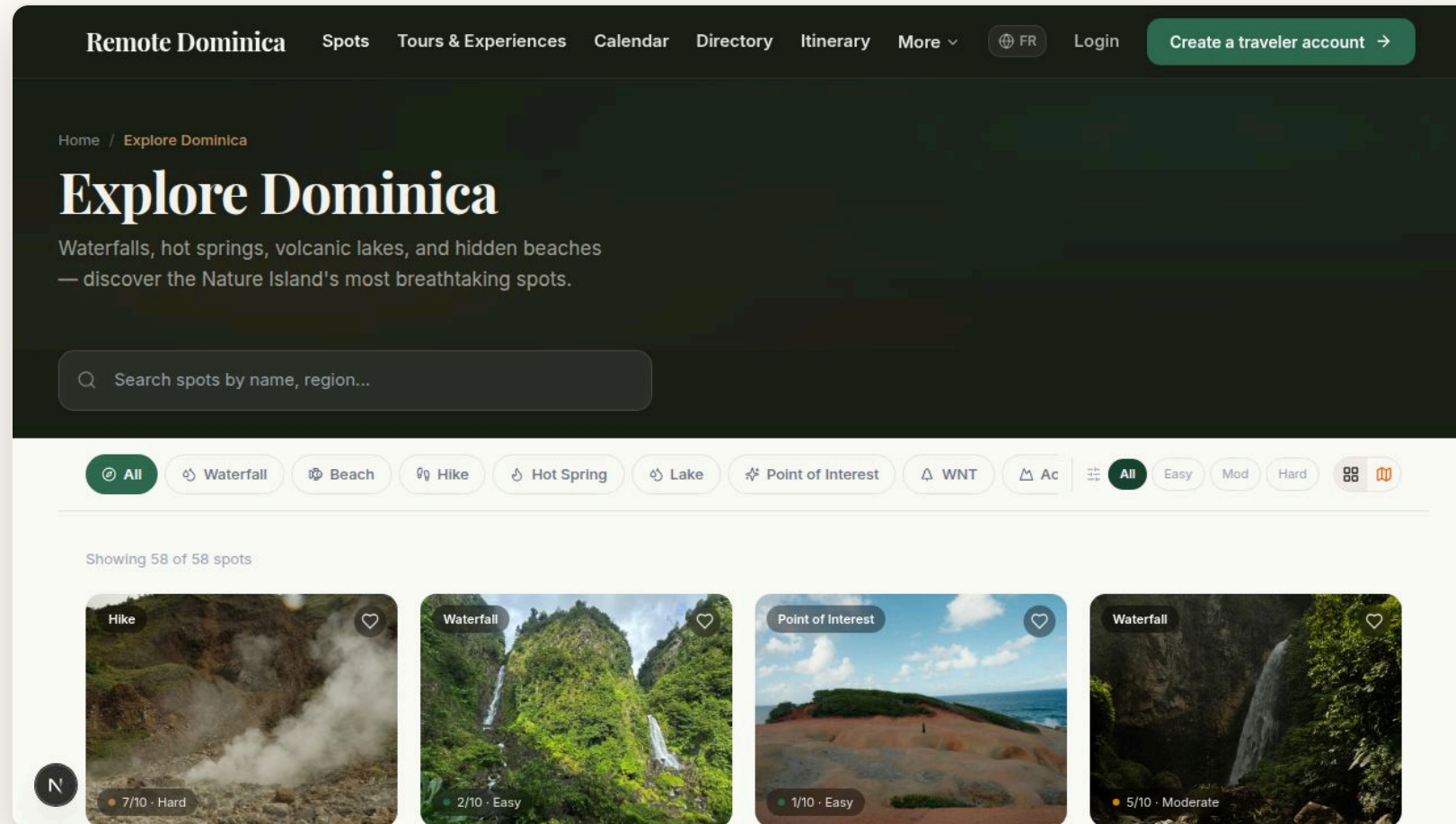
The first impression for every visitor. Promotes the trip planner, the verified-guides promise, and the "no booking fees" message.



**What it does:** Hooks travelers with hero imagery and one big call to action — *Start building my trip*. The header surfaces every public surface they'll explore (Spots, Tours, Calendar, Directory, Itinerary).

# Spots — Explore Dominica

A filterable catalog of every spot on the island: waterfalls, hot springs, beaches, hikes and more. Travelers save spots to their trip from here.



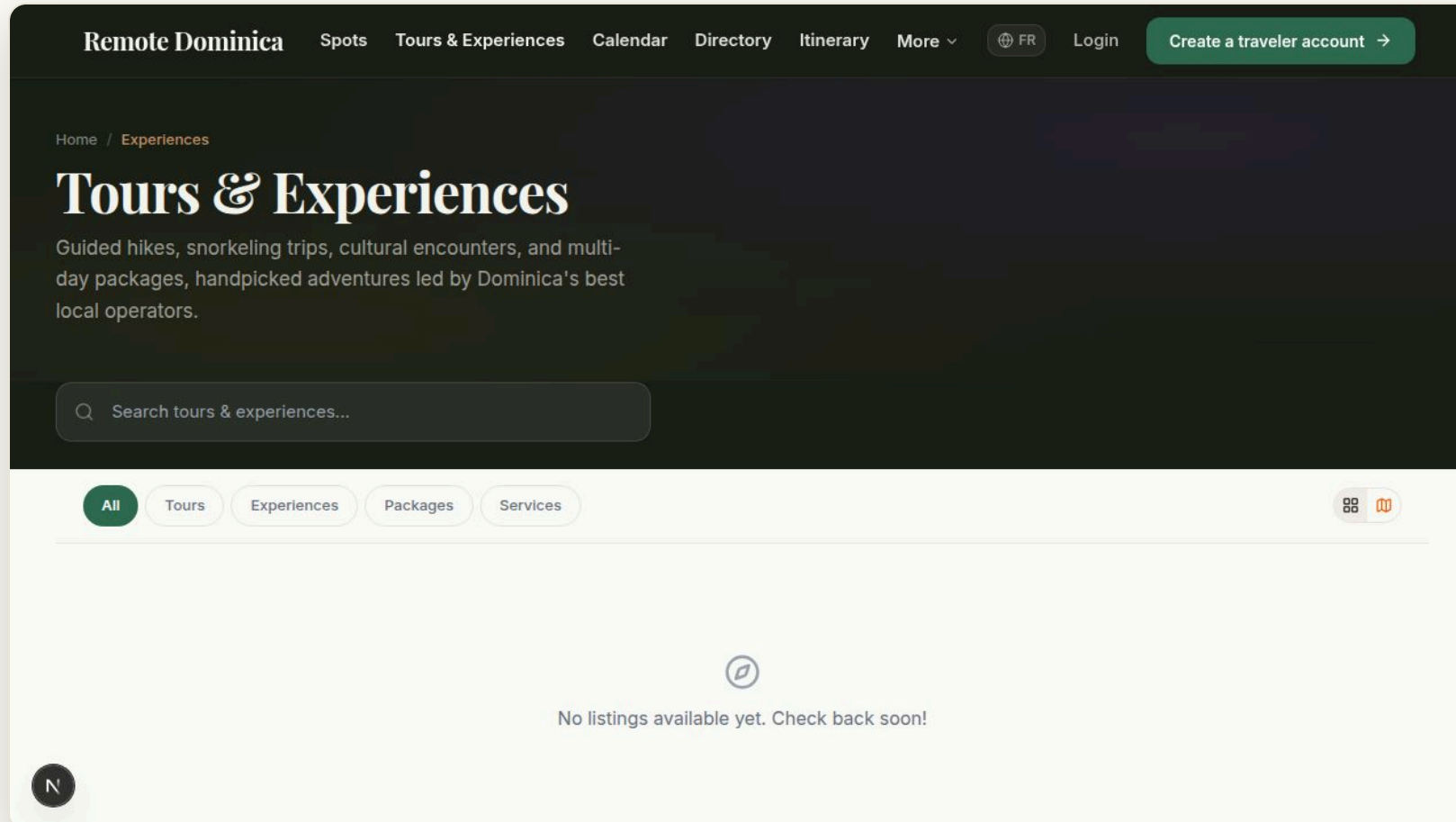
**Why it matters to you:** This is the funnel that feeds the request marketplace. The spots a traveler saves end up on their request — so operators see real intent, not just a generic enquiry.

TRAVELER VIEW

CATALOG · MAP VIEW · FAVORITES

# Tours & Experiences

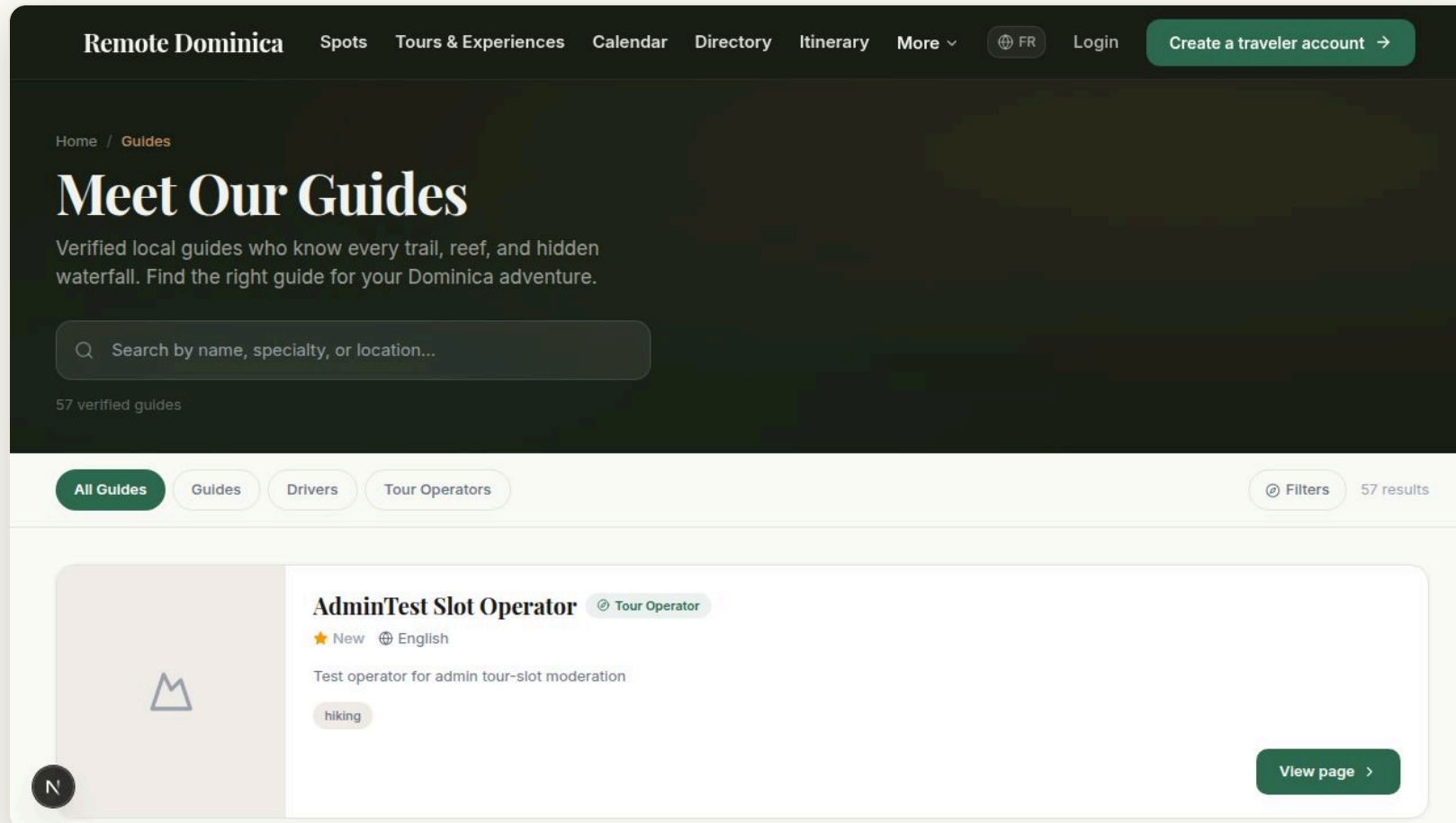
The marketplace where every operator-published experience lives. Travelers can filter by tour, experience, package or service.



**Operator angle:** Every experience you publish from your dashboard appears here once approved. Good photos, clear titles and accurate pricing directly affect your visibility.

# Meet our guides — directory

A searchable directory of every verified guide, driver and tour operator. Travelers can browse by name, specialty or location.



**Your public profile lives here.** The "View page" button opens your /experts/your-name page — built from the My Page section in your operator dashboard.

# Get started — trip builder

A 5-step wizard that asks dates, group size and interests, then suggests spots and offers a tailored experience request.

The screenshot shows the 'Remote Dominica' website's trip builder wizard. The navigation bar includes 'Remote Dominica', 'Spots', 'Tours & Experiences', 'Calendar', 'Directory', 'Itinerary', 'More', a language selector for 'FR', 'Login', and a 'Create a traveler account' button. The main content area is titled 'Remote Dominica' and 'Step 1 of 5'. The heading is 'Plan your Dominica trip', followed by the text: 'Tell us your dates and group size, we'll help you discover the best spots and connect with local guides.' The form asks 'When are you visiting?' with 'Arrival' and 'Departure' date pickers (mm/dd/yyyy) and a checkbox for 'I don't know my dates yet'. Below, it asks 'Who's coming?' with 'Adults' (set to 2) and 'Children' (set to 0) counters. A 'Continue' button is at the bottom.

Remote Dominica Step 1 of 5

## Plan your Dominica trip

Tell us your dates and group size, we'll help you discover the best spots and connect with local guides.

When are you visiting?

Arrival

Departure

I don't know my dates yet

Who's coming?

Adults

Children

[Continue](#)

**Where requests come from:** Most marketplace requests start here. By the time it reaches you, the traveler has already picked dates, group size and the spots they want to see.

# Request an Experience

The form that creates a marketplace request. Captures contact, dates, spots, group size and budget — then drops it into the operator marketplace.

The screenshot shows the 'Request an Experience' form on the Remote Dominica website. The navigation bar at the top includes 'Remote Dominica', 'Spots', 'Tours & Experiences', 'Calendar', 'Directory', 'Itinerary', 'More', a language selector (FR), 'Login', and a 'Create a traveler account' button. The form title is 'Request an Experience' with a subtext: 'Share your interests and the spots that catch your eye, local operators will send you tailored tour proposals.' The form is divided into two main sections: 'Contact Information' and 'Trip Details'. The 'Contact Information' section includes fields for 'Email \*' (with placeholder 'you@example.com'), 'WhatsApp Number \*' (with placeholder '+1 234 567 8900'), 'Name \*', and 'Instagram' (with placeholder '@yourhandle'). The 'Trip Details' section includes a field for 'Where are you staying? \*'. A large green button labeled 'Send my request →' is positioned at the bottom of the form. Below the button, a small note states: 'Free to request, no obligation until you accept a proposal.'

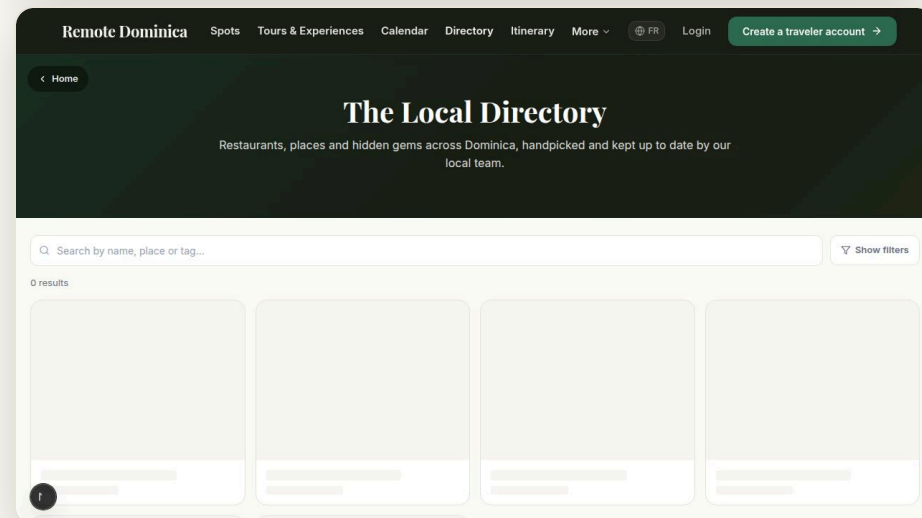
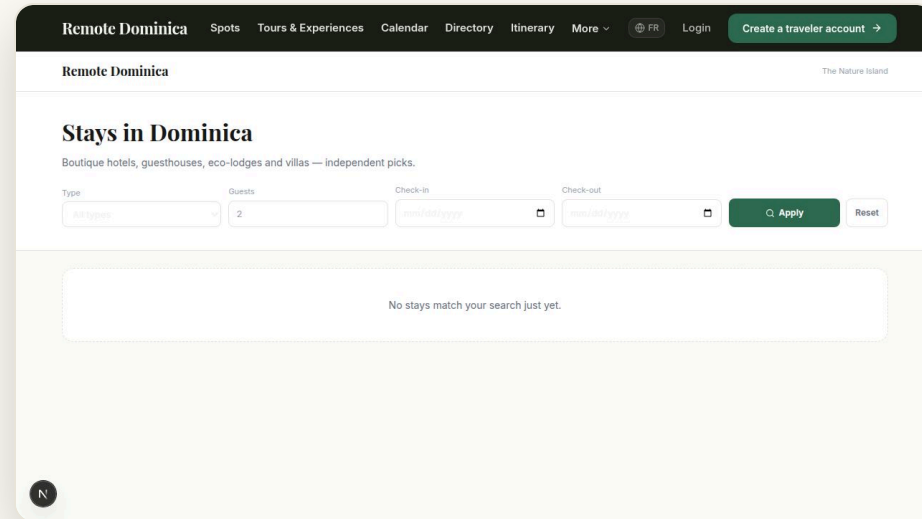
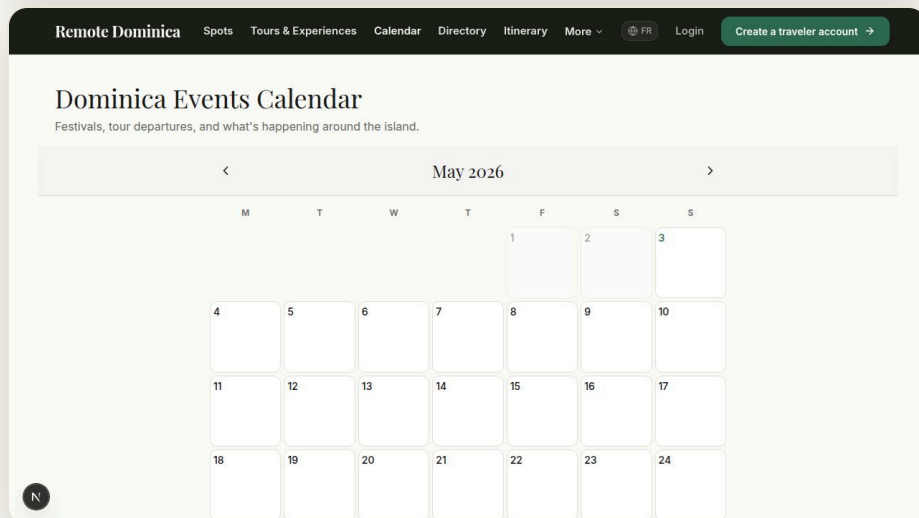
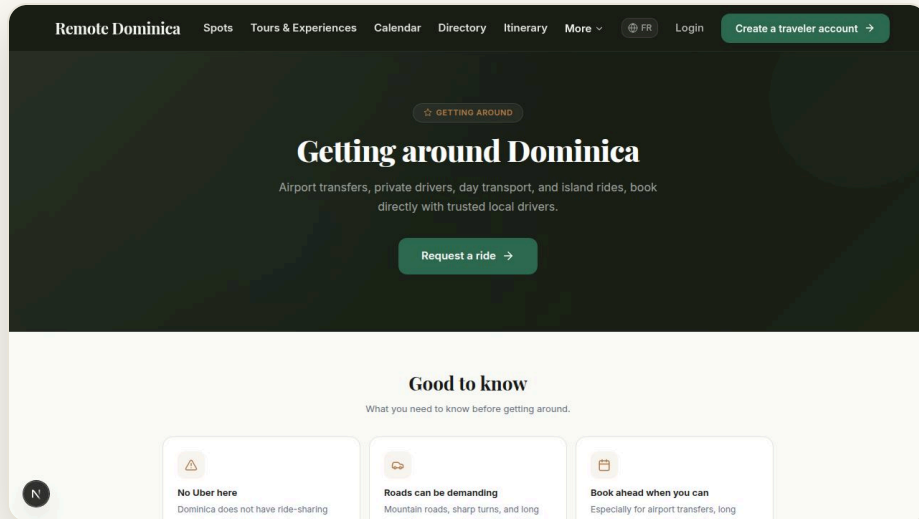
**This is the inbox you'll watch.** Every request submitted here is what you'll see in *Marketplace* on your operator dashboard.

TRAVELER VIEW

MARKETPLACE SOURCE · LEAD FORM

# Transport · stays · events · directory

The other public surfaces partners should know about: transport requests, stays, the events calendar, and the local directory.



**Why it matters:** Drivers receive requests through Transport. Hosts publish to Stays. Guides and operators get extra visibility through Events and the Directory.

SECTION 2 · FOR GUIDES, DRIVERS, TOUR OPERATORS

# The operator dashboard

One place to handle requests, publish experiences, manage your public profile, run tour slots, send proposals, get paid, and track performance.

1 · Sign up & onboarding wizard

---

2 · Marketplace (browse open requests)

---

3 · My Requests & proposals

---

4 · My Experiences (publish & edit)

---

5 · Tour slots (open group bookings)

---

6 · My Page (public profile builder)

---

7 · Messages

---

8 · Reviews · Offers · Collaborations

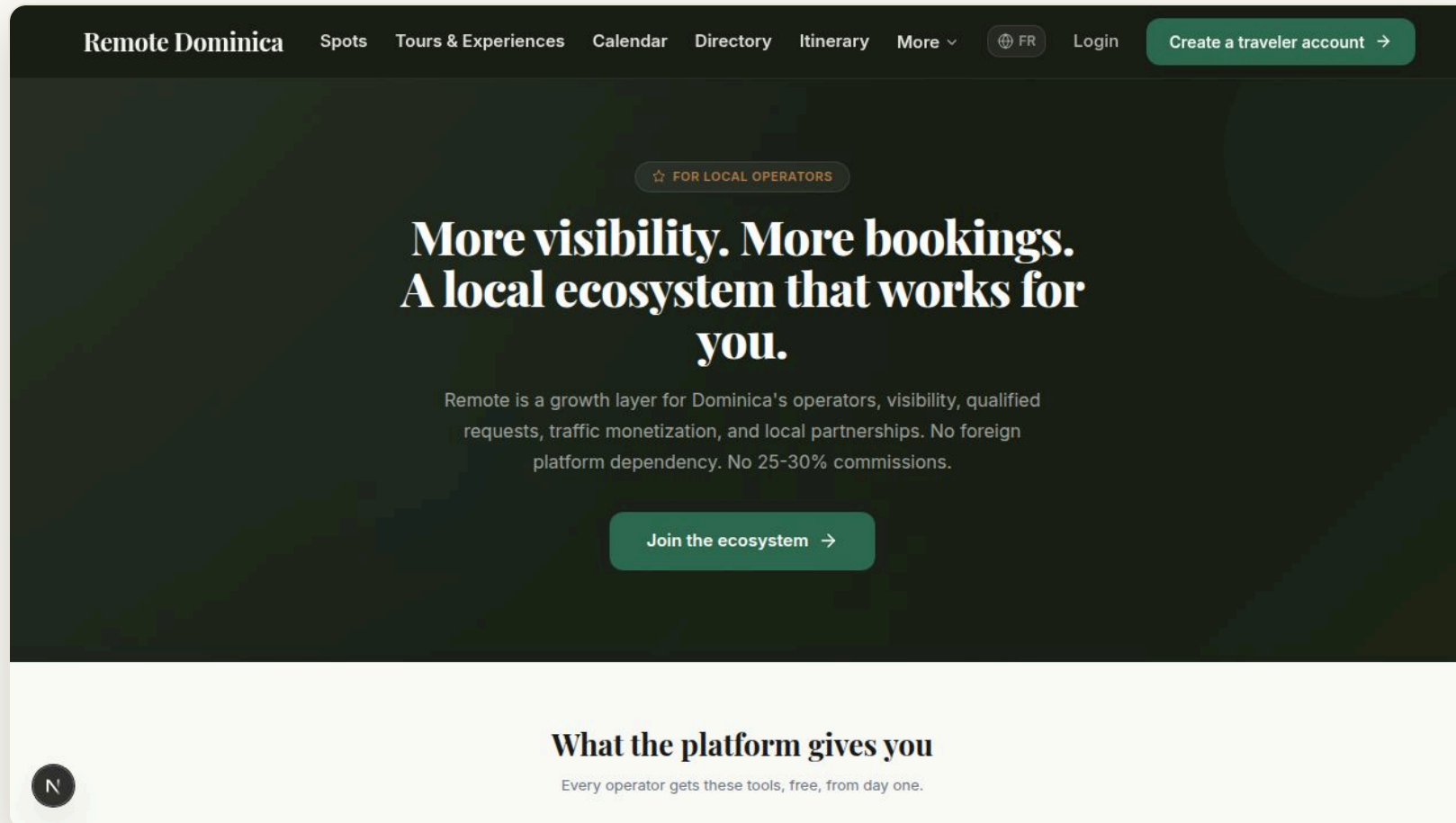
---

9 · Payments · Commissions · Analytics

---

# "Join the ecosystem" landing page

The pitch page operators see before signing up — visibility, qualified requests, no foreign-platform commissions.



**Use this slide** when introducing the platform to a new partner before walking them through the dashboard.

# Operator login

One sign-in for guides, drivers and tour operators. Once logged in, the system routes you straight to your dashboard.

The screenshot shows a web interface for signing in. At the top left, there is a navigation link '< Home'. In the center, there is a circular logo with a white 'R' on a dark green background. Below the logo, the text 'Sign In' is displayed in a bold, serif font, followed by the subtitle 'Welcome back to Remote Dominica'. The main form is a white rounded rectangle containing two input fields: 'Email' with the placeholder 'you@example.com' and 'Password' with the placeholder 'At least 8 characters'. Below these fields is a dark green 'Sign In' button. Underneath the button, there are two links: 'Forgot password?' and 'Don't have an account? Sign up'. At the bottom of the form, a note states 'Operators: sign in above, you'll be routed to your dashboard automatically.' and a link 'Are you a creator? Log in here →' is provided. In the bottom left corner of the page, there is a small circular icon with a white 'N' on a dark background.

**Tip:** Use the same email you applied with. If you haven't received an invite, ping the Remote Dominica team — they'll trigger one from the admin dashboard.

# Onboarding wizard

A short multi-step flow that captures your business basics: name, services offered, languages, service area, vehicle (for drivers), rates, and a profile photo.

The screenshot shows the 'Remote Dominica' onboarding wizard. At the top, there is a progress indicator with five steps: 1. What you do (active), 2. About you, 3. Expertise, 4. Recap, and 5. Your account. The main content area is titled 'Join Remote Dominica' and includes the instruction 'Tell us what you do so we can set up the right tools for you.' Below this, there are six selectable options, each with an icon and a brief description:

- Guide**: I lead trips independently: trails, waterfalls, and natural spots.
- Tour Operator**: I run a tour company or team with structured operations.
- Driver / Taxi**: I provide transfers, day drives, and island transport.
- Airbnb / Hotel / Lodge**: I host travelers and want to offer them activities.
- Car Rental**: I rent vehicles to visitors exploring Dominica.
- Unique Experience**: Cooking, farm visit, river lunch, or something special.

At the bottom left, there is a circular 'Back' button with a left-pointing arrow. At the bottom center, there is a link: 'How your role shapes your setup'.

**What it does:** Replaces the old form-heavy registration with a guided wizard. You can save and resume at any step, and you'll be approved by the admin team before going live.

# Dashboard home

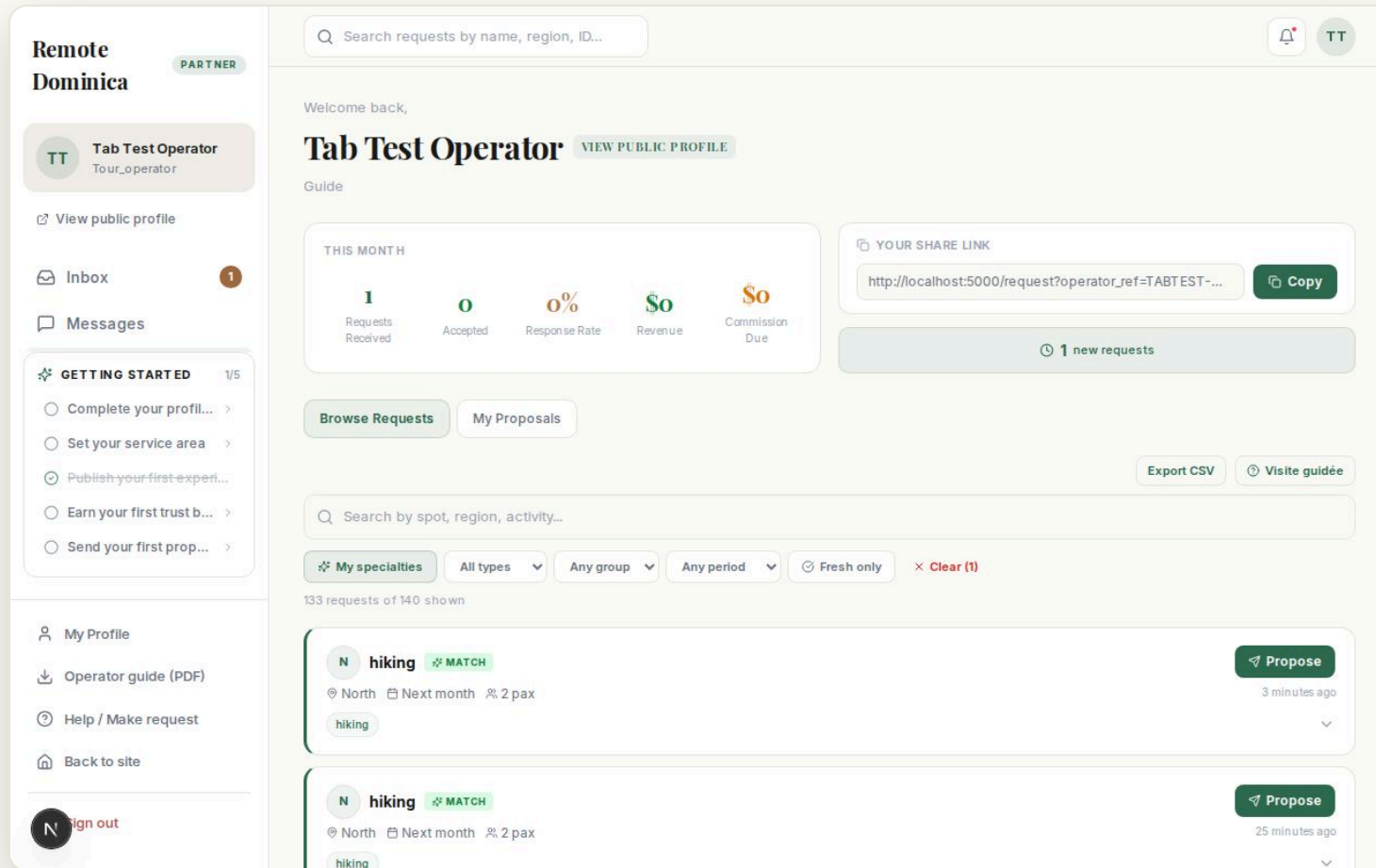
The landing screen after sign-in. At-a-glance stats, recent requests, upcoming bookings, and shortcuts to everything else.

The dashboard is titled "Remote Dominica" with a "PARTNER" badge. The user is identified as "Tab Test Operator" (Tour\_operator). The main content area includes a search bar for requests, a welcome message, and a "Tab Test Operator" profile section with a "VIEW PUBLIC PROFILE" link. A "Guide" section is also present. The dashboard features several key performance indicators (KPIs) for "THIS MONTH": 1 Request Received, 0 Accepted, 0% Response Rate, \$0 Revenue, and \$0 Commission Due. A "YOUR SHARE LINK" section provides a URL and a "Copy" button. A "1 new requests" notification is shown. The "Requests" section displays a "1 leads" notification and a "Pending" status. A specific request for "Tab Test Traveler" is shown, including location (North), timing (Next month), and details (2 pax, hiking). The "Performance" section shows 0% Response Rate, - Avg. Booking, and 0% Conversion. The "Coming Soon" section shows a "Rating". The "Commissions" section shows \$0 Total, \$0 Due, and \$0 Paid. The left sidebar contains navigation links for "View public profile", "Inbox" (1), "Messages", "GETTING STARTED" (1/5), "My Profile", "Operator guide (PDF)", "Help / Make request", "Back to site", and "Sign out".

**What it does:** Your day-one screen. Shows what needs attention now and gives one-click access to all the major workflows.

# Request marketplace

A live feed of open traveler requests you can browse and claim. Filter by activity, dates, group size and budget.



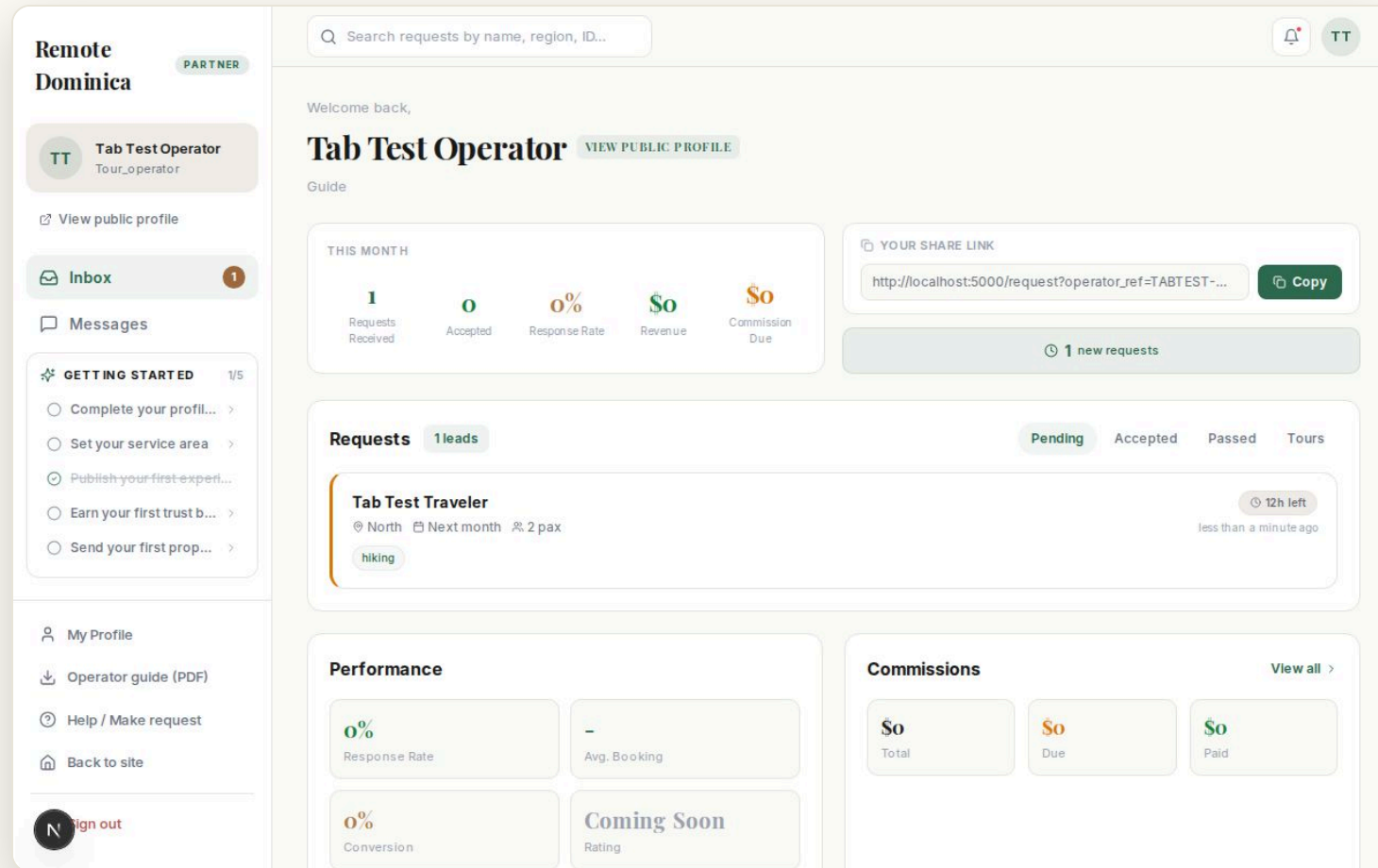
**How it works:** Tap a request to see full details — interests, saved spots, dates and contact preferences. Send a custom proposal in one form. The first operator to respond often wins.

OPEN REQUESTS · CLAIM · SEND PROPOSAL

COMES FROM /REQUEST

# My Requests & Proposals

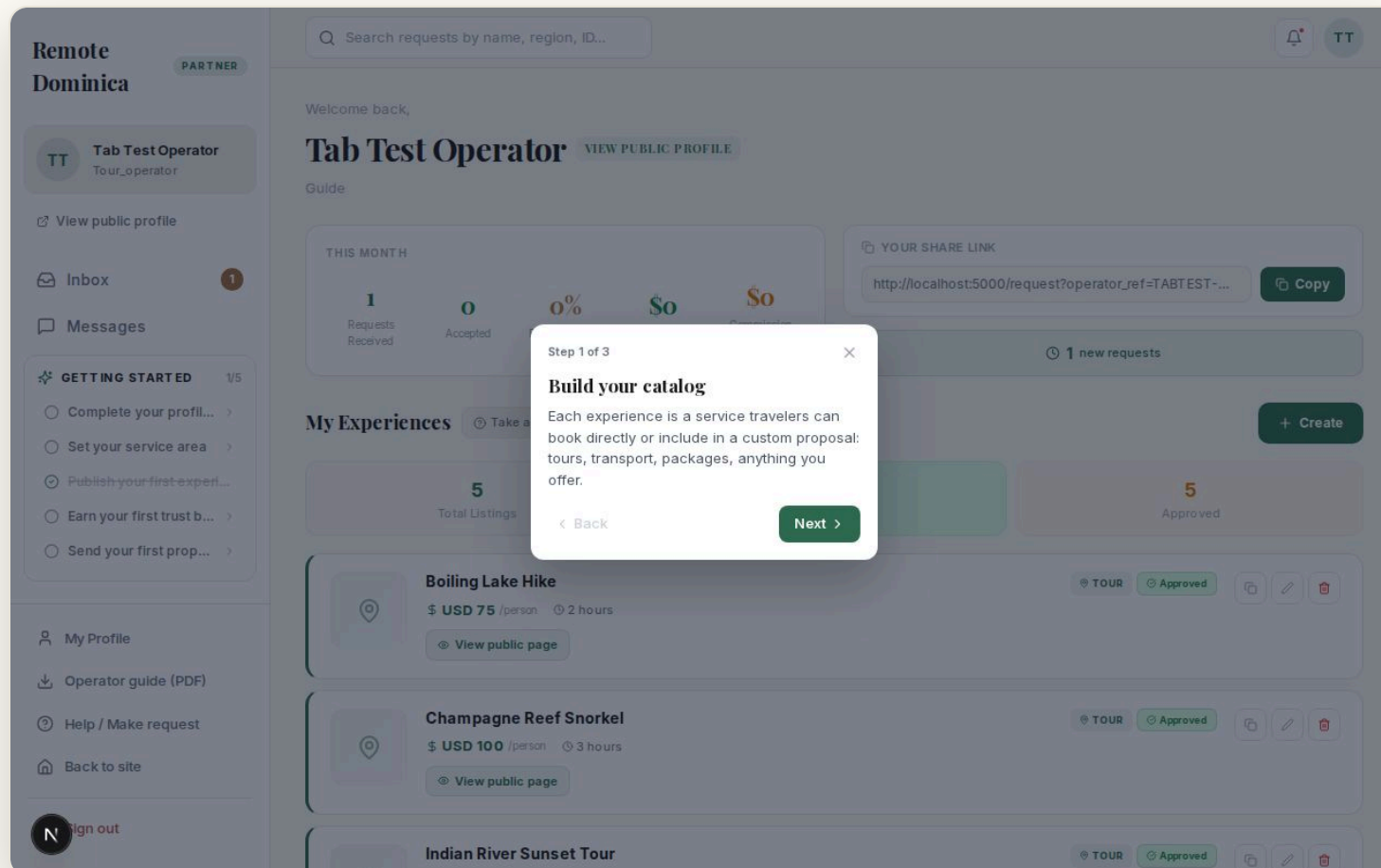
Every request you've sent a proposal on, grouped by status: Awaiting reply, Accepted, Declined, Expired.



**What it does:** Tracks your offers end-to-end. When a traveler accepts, the request becomes a confirmed booking and moves to *Bookings*. Optional deposit-on-accept is supported.

# My Experiences

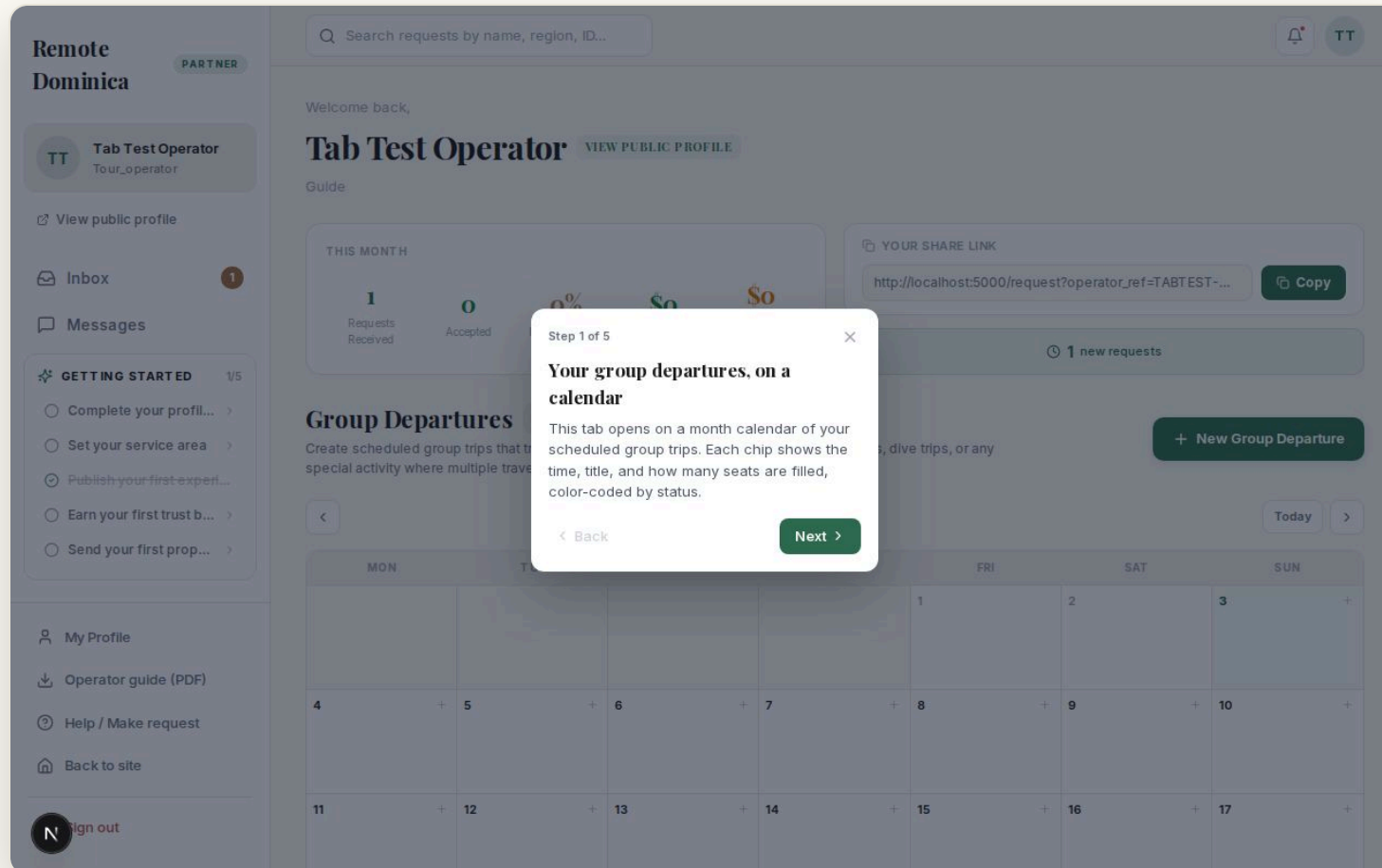
Create, edit, publish or pause your tours, experiences, packages and services. Each experience can have multiple photos, types, durations and price tiers.



**What it does:** Each entry powers a public detail page on `/experiences/...`, plus appears in search and the home carousels. Approval is needed once before first publish.

# Tour slots — open group bookings

Schedule recurring or one-off departures. Travelers can join an existing slot instead of requesting a private tour.



**What it does:** Lets you fill empty seats. Other operators can ask to collaborate on a slot through the Collaborations tab. Recurrence rules supported (weekly, custom).

# My Page — section builder

Edit your public profile (the page travelers see at /experts/your-name). Drag, drop, reorder and edit sections — about, gallery, experiences, reviews, contact.

The screenshot displays a user interface for editing a public profile. On the left is a sidebar with navigation options: 'Remote Dominica' (PARTNER), 'Tab Test Operator' (Tour\_operator), 'View public profile', 'Inbox' (1), 'Messages', 'GETTING STARTED' (1/5) with a checklist of tasks, 'My Profile', 'Operator guide (PDF)', 'Help / Make request', 'Back to site', and 'Sign out'. The main content area features a search bar, a welcome message, the user's name 'Tab Test Operator' with a 'VIEW PUBLIC PROFILE' button, and a 'Guide' section. A 'THIS MONTH' summary card shows: 1 Requests Received, 0 Accepted, 0% Response Rate, \$0 Revenue, and \$0 Commission Due. A 'YOUR SHARE LINK' box contains a URL and a 'Copy' button. A notification bar indicates '1 new requests'. At the bottom, a 'Loading your page layout...' message is shown.

**What it does:** A no-code page builder. Edits update your public guide page in real time, so you control how travelers see your business.

# My Links — named tracking links

Create as many short links as you want, each pointing to any internal page — your profile, a spot, an experience, a retreat, a partner page, or a custom path. Each link is named so you remember where you posted it.

 operator named tracking links

**What it does:** Every visit through `/l/<slug>` is counted, and every booking that follows is credited back to that link. You see clicks, bookings and conversion rate per link, side by side.

PER-LINK CLICKS · BOOKINGS · CONVERSION RATE

RESOLVES TO `/L/<SLUG>`

# Messages

Threaded conversations with each traveler — tied to a specific request, proposal or booking. WhatsApp number is shown when the traveler opted in.

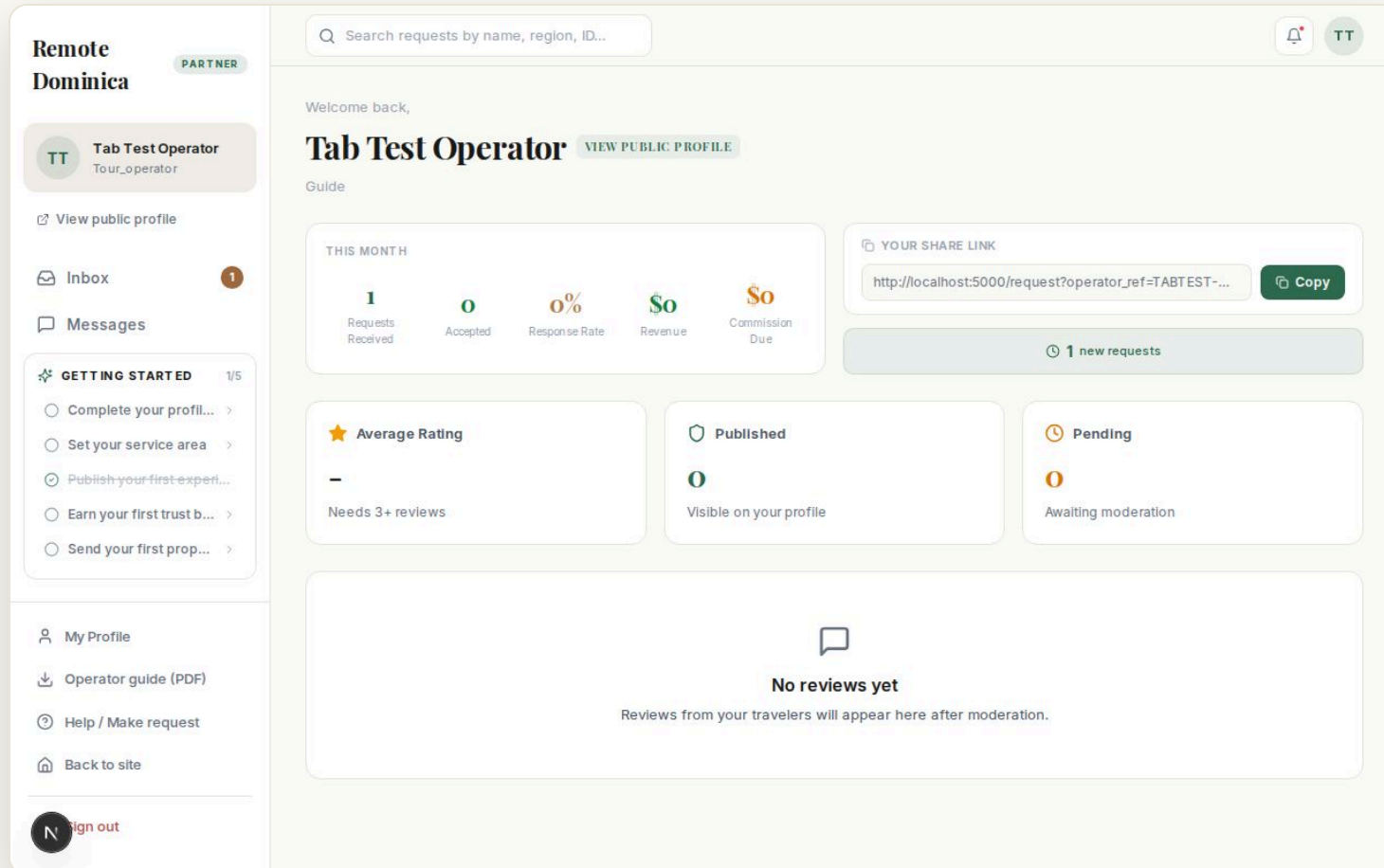
The screenshot shows a web interface for a tour operator. On the left is a sidebar with navigation options: 'Remote Dominica' (PARTNER), 'Tab Test Operator' (Tour\_operator), 'View public profile', 'Inbox' (1), 'Messages', 'GETTING STARTED' (1/5) with tasks like 'Complete your profil...', 'Set your service area', 'Publish your first experi...', 'Earn your first trust b...', and 'Send your first prop...'. Below are 'My Profile', 'Operator guide (PDF)', 'Help / Make request', 'Back to site', and a 'Sign out' button.

The main content area features a search bar 'Search requests by name, region, ID...', a 'Welcome back,' message, and the operator's name 'Tab Test Operator' with a 'VIEW PUBLIC PROFILE' link. A 'Guide' section is followed by a 'THIS MONTH' summary card with five metrics: '1 Requests Received', '0 Accepted', '0% Response Rate', '\$0 Revenue', and '\$0 Commission Due'. To the right is a 'YOUR SHARE LINK' section with a URL 'http://localhost:5000/request?operator\_ref=TABTEST-...' and a 'Copy' button. Below this is a '1 new requests' notification. The bottom section displays 'No conversations yet' with a speech bubble icon and a note: 'Conversations will appear here once a traveler replies to one of your proposals.'

**What it does:** Keeps the whole conversation in one place. Useful as proof if there's ever a dispute on a booking.

# Reviews

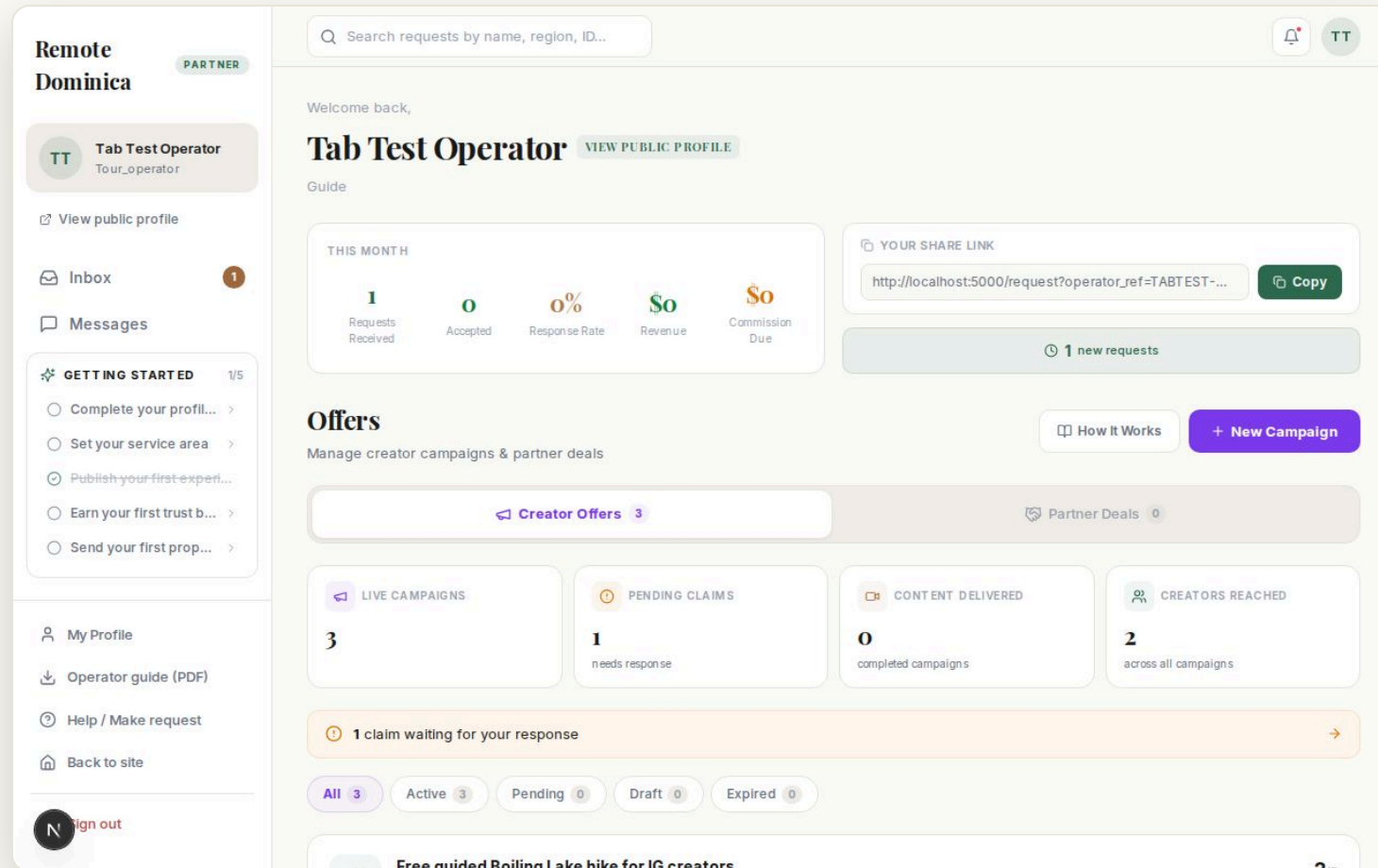
Every review left by a traveler after a confirmed tour. Reply publicly, flag issues, or feature a review on your profile.



**What it does:** Reviews drive your ranking in the directory and the marketplace. A reply within 48h is best practice.

# Offers, Collaborations & Retreats

Three related tools: invite affiliates with custom commission offers, propose a joint slot to another operator, and join larger retreat packages.



**What it does:** Lets you incentivize creators with custom commissions, share group bookings with other operators, and join multi-day packages run by hosts.

# Payments & Commissions

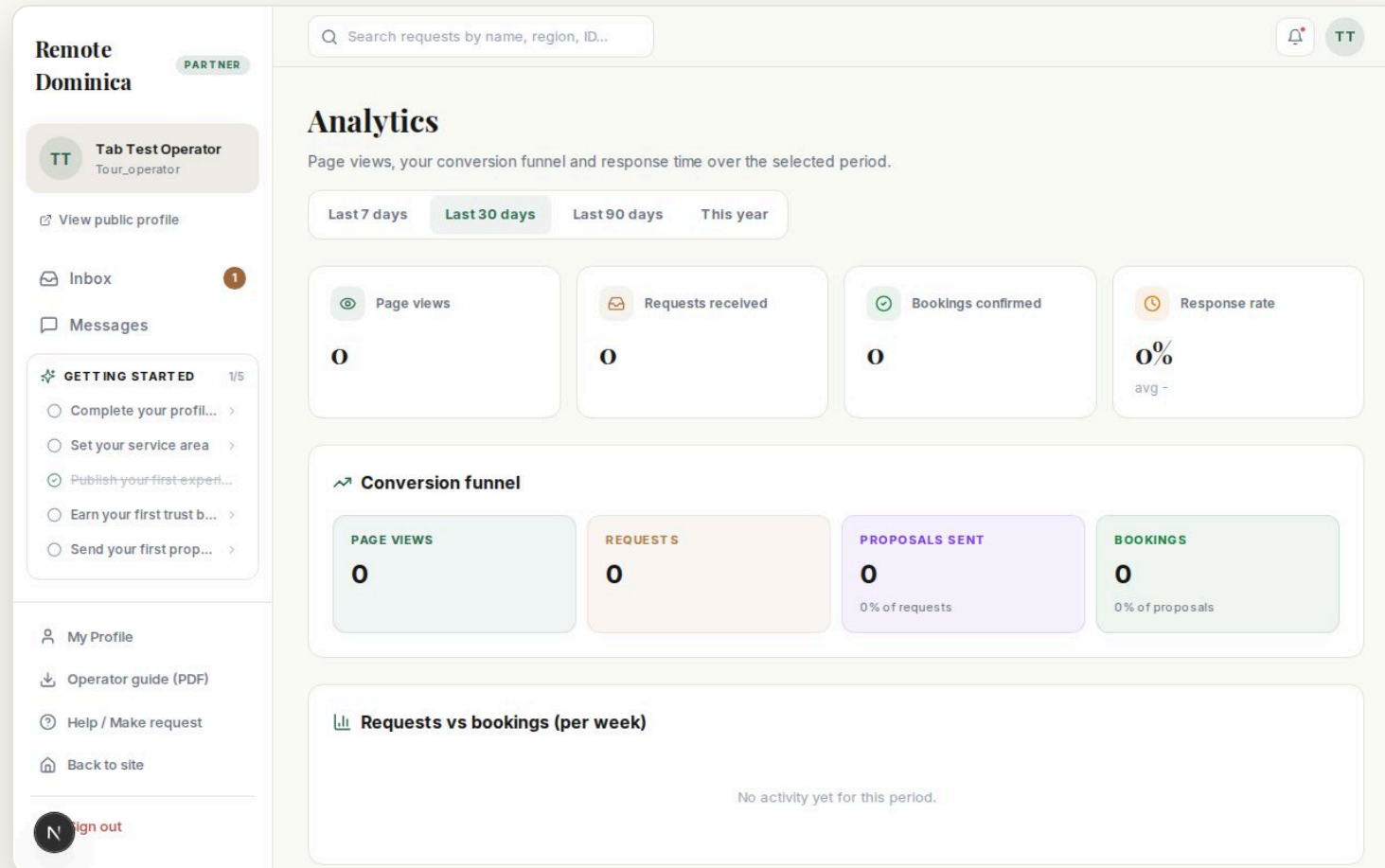
Track confirmed bookings, deposits collected, commissions owed to Remote Dominica, and payouts. Clear breakdowns for your accountant.

The screenshot displays the operator dashboard for 'Tab Test Operator' (Tour\_operator). The interface includes a sidebar on the left with navigation options like 'View public profile', 'Inbox', 'Messages', and 'GETTING STARTED' tasks. The main content area features a search bar, a welcome message, and a 'THIS MONTH' summary card with metrics: 1 Request Received, 0 Accepted, 0% Response Rate, \$0 Revenue, and \$0 Commission Due. Below this is a 'Payments & Invoices' section with five summary cards: STRIPE COLLECTED (\$0.00), CASH DUE (\$0.00), AMOUNT SETTLED (\$0.00), TOTAL COMMISSION (\$0.00), and INVOICES (0). A 'How Payments Work' dropdown and an 'Invoices' section with filters (All, Due, Settled) are also visible. The bottom of the Invoices section shows a message: 'No invoices yet. Commissions will be invoiced at the end of each month.'

**What it does:** Single source of truth for money. Use the export to feed your bookkeeping, and the deposit explainer to walk customers through fees.

# Analytics

Visits to your public page, conversion to requests, response time, and which experiences are pulling the most leads.

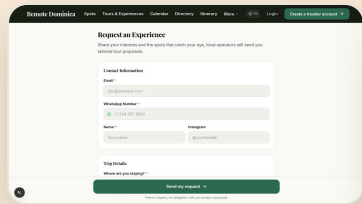


**What it does:** Shows what's working and where to invest — better photos, faster replies, more departures on weekends.

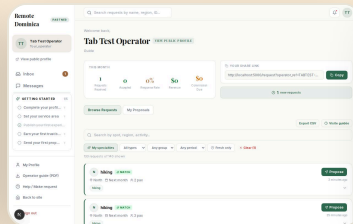
# How operators connect to travelers

Two ways travelers reach you: they post a custom request that lands in the marketplace where you send an offer — or they book one of your scheduled tour slots directly.

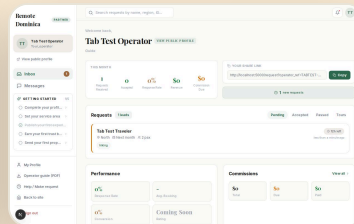
## Path A · Custom request



Traveler sends a request

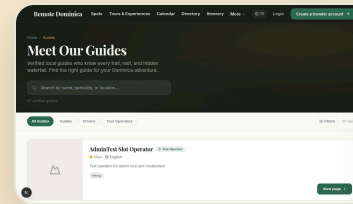


You see it in the marketplace

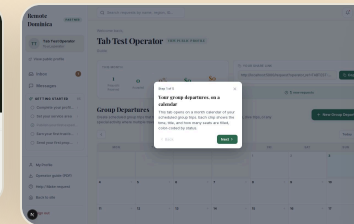


You send an offer · they accept

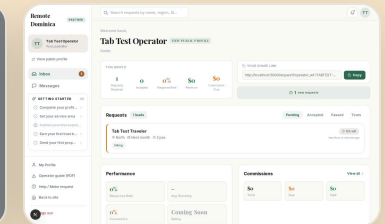
## Path B · Direct tour booking



Traveler finds your public page



Picks an open tour slot



Booking lands in your inbox

**Either way:** the booking, payment, messaging and review all flow through the same operator dashboard.

TWO INTAKE PATHS

SAME DOWNSTREAM FLOW

SECTION 3 · FOR STAYS, RETREATS & VENUE PARTNERS

# The host dashboard

For boutique hotels, guesthouses, eco-lodges, retreat centres and venues.  
Manage your listing, retreats, payments and reviews — all in one place.

1 · Host home

---

2 · My Page (your stay listing)

---

3 · Manifest (upcoming arrivals)

---

4 · Retreats

---

5 · Reviews

---

6 · Payments & Commissions

---

7 · Profile & settings

---

# Host dashboard home

Your starting point: occupancy at a glance, upcoming arrivals, recent reviews, and shortcuts to retreats and payments.

The screenshot displays the host dashboard for 'Remote Dominica'. The interface is organized into several key sections:

- Header:** Shows the host's name 'Remote Dominica' and a 'HOST' status indicator. A notification bell icon is in the top right.
- Left Sidebar:** Contains navigation options: 'Tab Test Host Stay', 'View public page', 'My Page' (highlighted), 'Retreats', 'Reviews', 'QR earnings', 'Payments', 'My Profile', 'Help / Make request', 'Back to site', and 'Sign out'.
- Main Content Area:**
  - No QR activity yet:** A banner with a QR icon and a 'Get my QR' button. Text: 'Print your QR and put it in your rooms or vehicles. Each scan brings a guest to your welcome page.'
  - My Page:** A section with 5 active sections and 0 configured. It includes:
    - My welcome page (ACTIVE):** A list of sections, each with a 'Needs setup' tag and a toggle switch:
      - Welcome to Dominica:** Greet your guests and invite them to discover Dominica with our partners (5% commission on bookings).
      - Location Highlights:** Nearby attractions and spots.
      - Our local partners:** Pick the experiences, guides and drivers you recommend to your guests.
      - About:** Your bio and background.
      - Send a Request:** Call-to-action button for travelers.
    - RETREATS:** A summary card showing 0 Drafts, 0 Pending, and 2 Published. Includes a 'Manage' link.
    - RECENT RETREATS:** A list of two published retreats: 'Kalinago Heritage Week' (Jun 16, 2026) and 'Wellness & Hot Springs Retreat' (Jun 2, 2026).
    - REFERRAL EARNINGS (XCD equivalent):** A summary card showing \$0.00 Total earned, \$0.00 Pending payout, and 0 Bookings.
    - RECENT REFERRED BOOKINGS:** A section stating 'No referred bookings yet. Share your QR with guests to start earning.'
  - My listing (BETA):** A section at the bottom with the text: 'Showcase your stay or fleet to digital nomad travelers. Toggle "Publish" in listing settings to put'.

**What it does:** Designed to be readable at a glance during a busy morning — arrivals, occupancy, money, and anything that needs a reply.

# My Page — your stay listing

Edit your public stay listing — photos, rooms, amenities, policies, location and contact. Same drag-and-drop builder operators use.

The screenshot shows a user interface for editing a public stay listing. On the left is a sidebar with navigation options: 'View public page', 'My Page', 'Retreats', 'Reviews', 'QR earnings', and 'Payments'. Below these are 'My Profile', 'Help / Make request', and 'Back to site'. At the bottom of the sidebar is a 'Sign out' button. The main content area is titled 'My Page' and shows a 'No QR activity yet' notification with a 'Get my QR' button. Below this is a 'My welcome page' section with five cards: 'Welcome to Dominica', 'Location Highlights', 'Our local partners', 'About', and 'Send a Request'. Each card has a 'Needs setup' label and a toggle switch. To the right of the main content are three summary cards: 'RETREATS' (0 Drafts, 0 Pending, 2 Published), 'REFERRAL EARNINGS' (\$0.00 Total earned, \$0.00 Pending payout, 0 Bookings), and 'RECENT REFERRED BOOKINGS' (No referred bookings yet).

**What it does:** Powers the public stay page travelers see in the Stays catalog. Updates publish in real time.

# Manifest — upcoming arrivals

A printable arrivals list with guest names, nights, room, group size and special requests. Filter by date or room.

**Remote Dominica** HOST

**TT Tab Test Host**  
Stay

View public page

**My Page**

Retreats

Reviews

QR earnings

Payments

My Profile

Help / Make request

Back to site

Sign out

**No QR activity yet**  
Print your QR and put it in your rooms or vehicles. Each scan brings a guest to your welcome page. [Get my QR](#)

**My Page**  
5 sections active · 0 configured

[Preview Profile](#) [Save Layout](#)

**ACTIVE My welcome page**

- Welcome to Dominica** Needs setup  
Greet your guests and invite them to discover Dominica with our partners (5% commission on bookings)
- Location Highlights** Needs setup  
Nearby attractions and spots
- Our local partners** Needs setup  
Pick the experiences, guides and drivers you recommend to your guests
- About** Needs setup  
Your bio and background
- Send a Request** Needs setup  
Call-to-action button for travelers

**BETA My listing**  
Showcase your stay or fleet to digital nomad travelers. Toggle "Publish" in listing settings to put

**RETREATS** [Manage →](#)

0	0	2
Drafts	Pending	Published

**RECENT RETREATS**

- Kalinago Heritage Week**  
Jun 16, 2026 · Kalinago Territory PUBLISHED
- Wellness & Hot Springs Retreat**  
Jun 2, 2026 · Wotten Waven PUBLISHED

**REFERRAL EARNINGS** (XCD equivalent)

<b>\$0.00</b>	<b>\$0.00</b>	<b>0</b>
Total earned	Pending payout	Bookings

**RECENT REFERRED BOOKINGS**

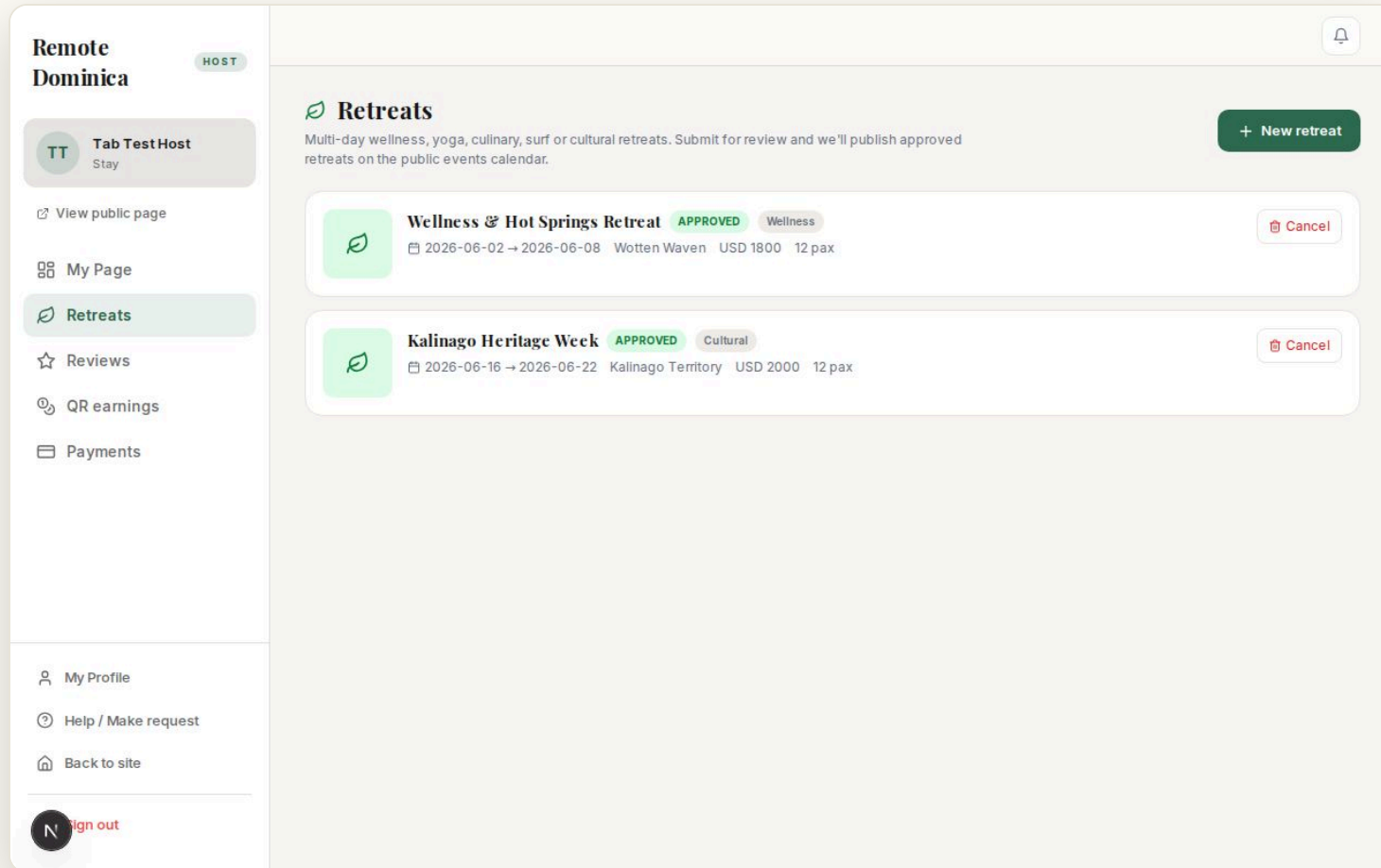
No referred bookings yet. Share your QR with guests to start earning.

Planned page — preview shows the nearest live dashboard (host dashboard).

**What it does:** The single sheet your front-desk team uses each day — print it, hand it over, done.

# Retreats

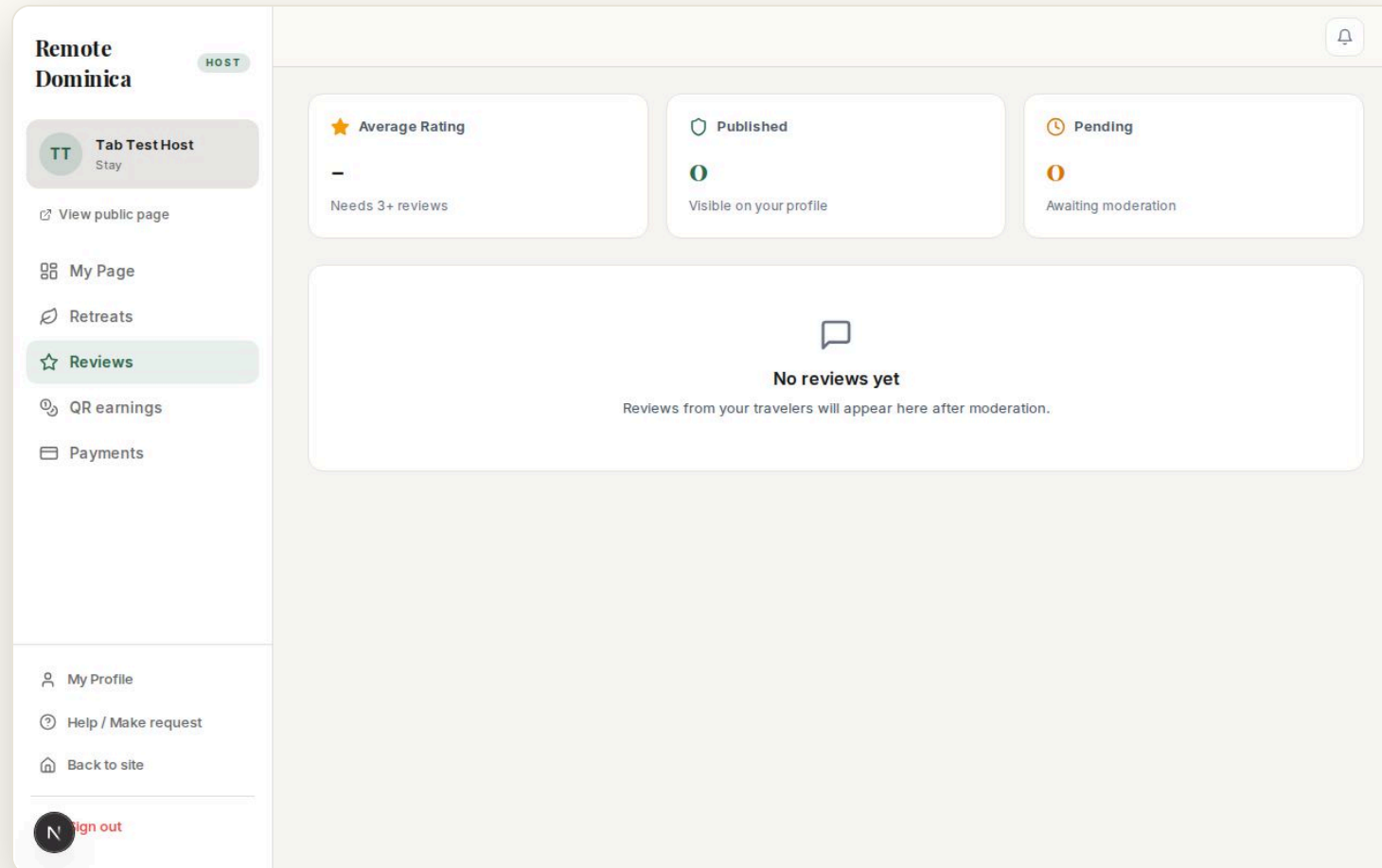
Build multi-day retreat packages with rooms, activities and meals. Link operators (yoga, hike, snorkel) and publish to the marketplace.



**What it does:** Bundles your stay with operator-led activities. Commissions split automatically when a retreat sells.

# Reviews

Reviews from confirmed guests. Reply, feature, or flag for the admin team.



**What it does:** Same review system as operators. Verified guests only — no anonymous reviews.

VERIFIED · REPLY · FEATURE

# Payments & Commissions

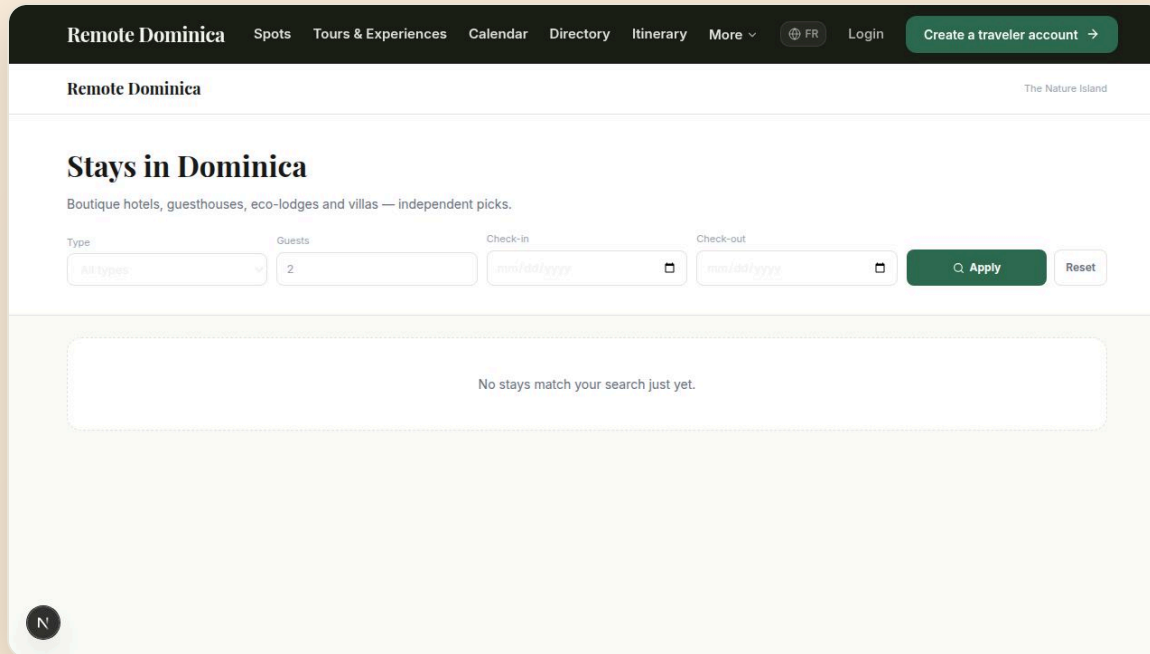
Booking revenue, retreat splits, commission to Remote Dominica, and payout schedule. Same export tools as the operator side.

The screenshot shows a user interface for 'Remote Dominica' with a 'HOST' role. The main section is titled 'Payments & Invoices' and includes a sub-header: 'Your monthly invoices, settlement history, and downloadable records.' Below this are five summary cards: 'STRIPE COLLECTED' (\$0.00, auto-collected via deposits), 'CASH DUE' (\$0.00, 0 open invoices), 'AMOUNT SETTLED' (\$0.00, paid out to you), 'TOTAL COMMISSION' (\$0.00, retained by Remote), and 'INVOICES' (0 total billing periods). A section titled 'How Payments Work' is visible below the cards. Underneath, there is an 'Invoices' section with filters for 'All', 'Due', and 'Settled'. The 'All' filter is selected, and the content area shows a message: 'No invoices yet. Commissions will be invoiced at the end of each month.' The left sidebar contains navigation options: 'View public page', 'My Page', 'Retreats', 'Reviews', 'QR earnings', 'Payments' (highlighted), 'My Profile', 'Help / Make request', 'Back to site', and 'Sign out'.

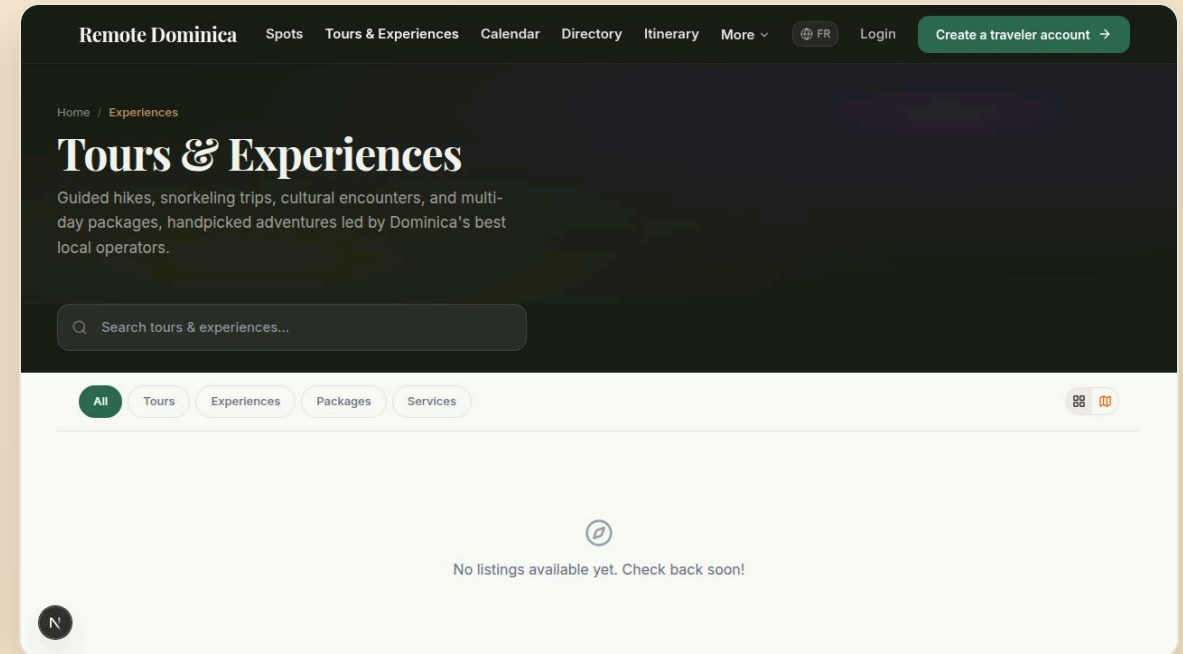
**What it does:** Same Stripe-backed flow operators use — predictable payouts, full traceability.

# How hosts connect to travelers

Stays appear in the Stays catalog. Retreats appear in the marketplace alongside experiences. Both lead back to your dashboard.



Stays catalog



Retreats appear here too

**The loop:** Discovery (Stays) → Booking → Manifest → Stay → Review.

TRAVELER VIEW

# The affiliate dashboard

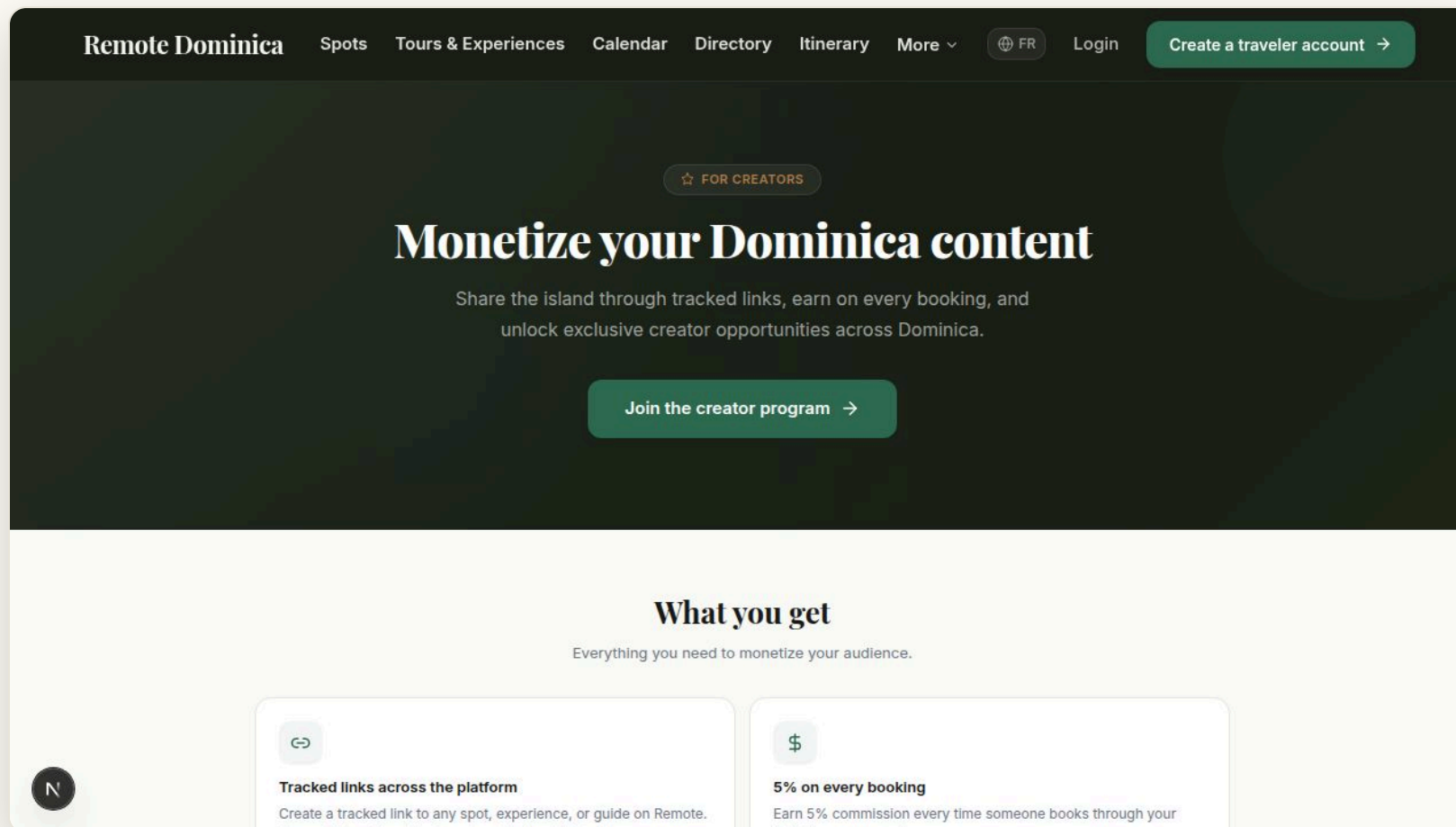
Tracked links across the platform, 5% on every booking, and a marketplace of operator offers. Built for content creators who want to monetize their Dominica audience.

- 1 · "Monetize your content" landing
- 2 · Register / login
- 3 · Affiliate home (clicks, conversions, earnings)

- 4 · Tracked link generator
- 5 · Offers marketplace
- 6 · Payouts

# "Monetize your content" landing

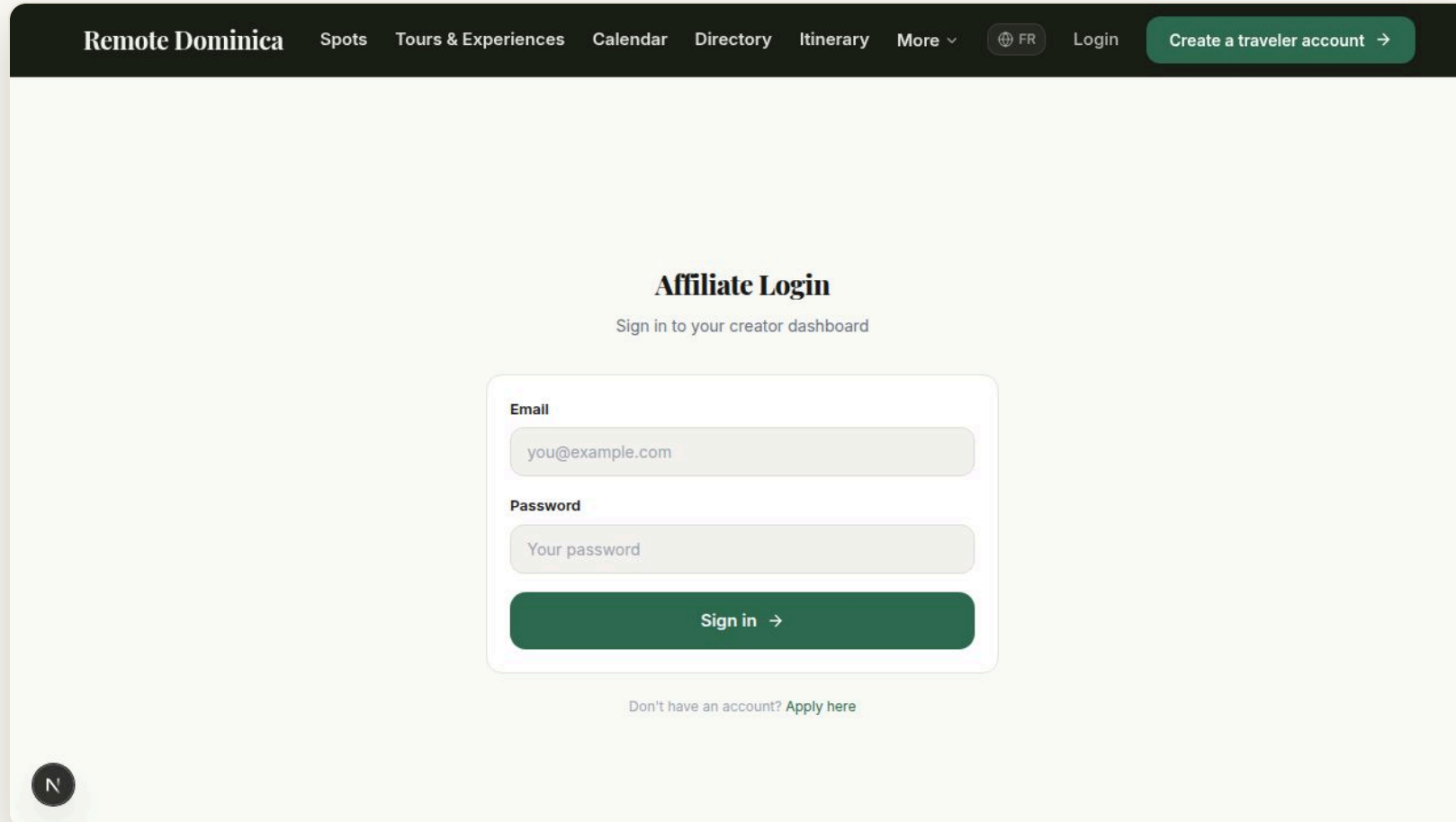
The pitch page for content creators. Explains the 5% commission, tracked links, and offers from local operators.



Use this slide when introducing the affiliate program to a creator.

# Affiliate login

Separate sign-in for creators. Apply through "Apply here" if you don't have an account yet.



The screenshot shows the 'Affiliate Login' page on the Remote Dominica website. The page has a dark green header with navigation links: 'Remote Dominica', 'Spots', 'Tours & Experiences', 'Calendar', 'Directory', 'Itinerary', 'More', a globe icon with 'FR', 'Login', and a 'Create a traveler account' button with a right arrow. The main content area is white and features the title 'Affiliate Login' and the subtitle 'Sign in to your creator dashboard'. Below this is a login form with two input fields: 'Email' (containing 'you@example.com') and 'Password' (containing 'Your password'). A dark green 'Sign in' button with a right arrow is positioned below the password field. At the bottom of the form, there is a link: 'Don't have an account? Apply here'. A small circular logo with a stylized 'R' is visible in the bottom left corner of the page.

**Approval required.** Affiliates are approved by the Remote Dominica team before they get access.

# Affiliate dashboard home

Clicks, conversions, earnings, and your top-performing links — at a glance.

The screenshot displays a user's affiliate dashboard. At the top, there are navigation links for 'Creator Dashboard', 'Dashboard', and 'Offers', along with a 'More' menu. The main content area is titled 'Welcome back, Deck' and includes a reference code: 'DECK-M0PQZEVI0EBQ'. Below this, four key performance indicators (KPIs) are shown in a row: 'Total Clicks' (0), 'Conversions' (4), 'Conversion Rate' (-), and 'Estimated Earnings' (\$301.75). The 'Generate Affiliate Links' section allows users to pick a page and get a tracked link, with tabs for 'General', 'Spot', and 'Experience'. A sample link is provided: 'http://localhost:5000/request?ref=DECK-M0PQZEVI0EBQ', with 'Copy link' and 'Share' buttons. A note explains that clicks are tracked to the account and commission is earned upon request submission. The 'Payout Method' section shows two options: 'Local transfer (XCD)' (Current) and 'International transfer (USD)'. The local transfer option states that the operator pays 5% directly with fast settlement and no fees. The international transfer option states that Remote Dominica collects 5% via Stripe and transfers to the user, with international transfer fees possibly applying.

Creator Dashboard | Dashboard Offers ... More

## Welcome back, Deck

Your ref code: DECK-M0PQZEVI0EBQ

Total Clicks <b>0</b>	Conversions <b>4</b>	Conversion Rate <b>-</b>	Estimated Earnings <b>\$301.75</b>
--------------------------	-------------------------	-----------------------------	---------------------------------------

### Generate Affiliate Links

Pick any page and get your tracked link

General Spot Experience

<http://localhost:5000/request?ref=DECK-M0PQZEVI0EBQ> Copy link Share

↪ When someone visits this link, the click is tracked to your account. If they submit a request, you earn commission.

### Payout Method

How your 5% commission is delivered. Changes apply to future bookings only.

<b>Local transfer (XCD)</b> <span>Current</span> The operator pays your 5% directly. Fast local settlement, no transfer fees.	<b>International transfer (USD)</b> Remote Dominica collects your 5% via Stripe and transfers to you. International transfer fees may apply.
--	---

**What it does:** Your performance scoreboard. Updated in near real time as clicks and bookings come through.

# Tracked link generator

Paste any Remote Dominica URL — get a tracked version you can drop in your bio, captions or stories.

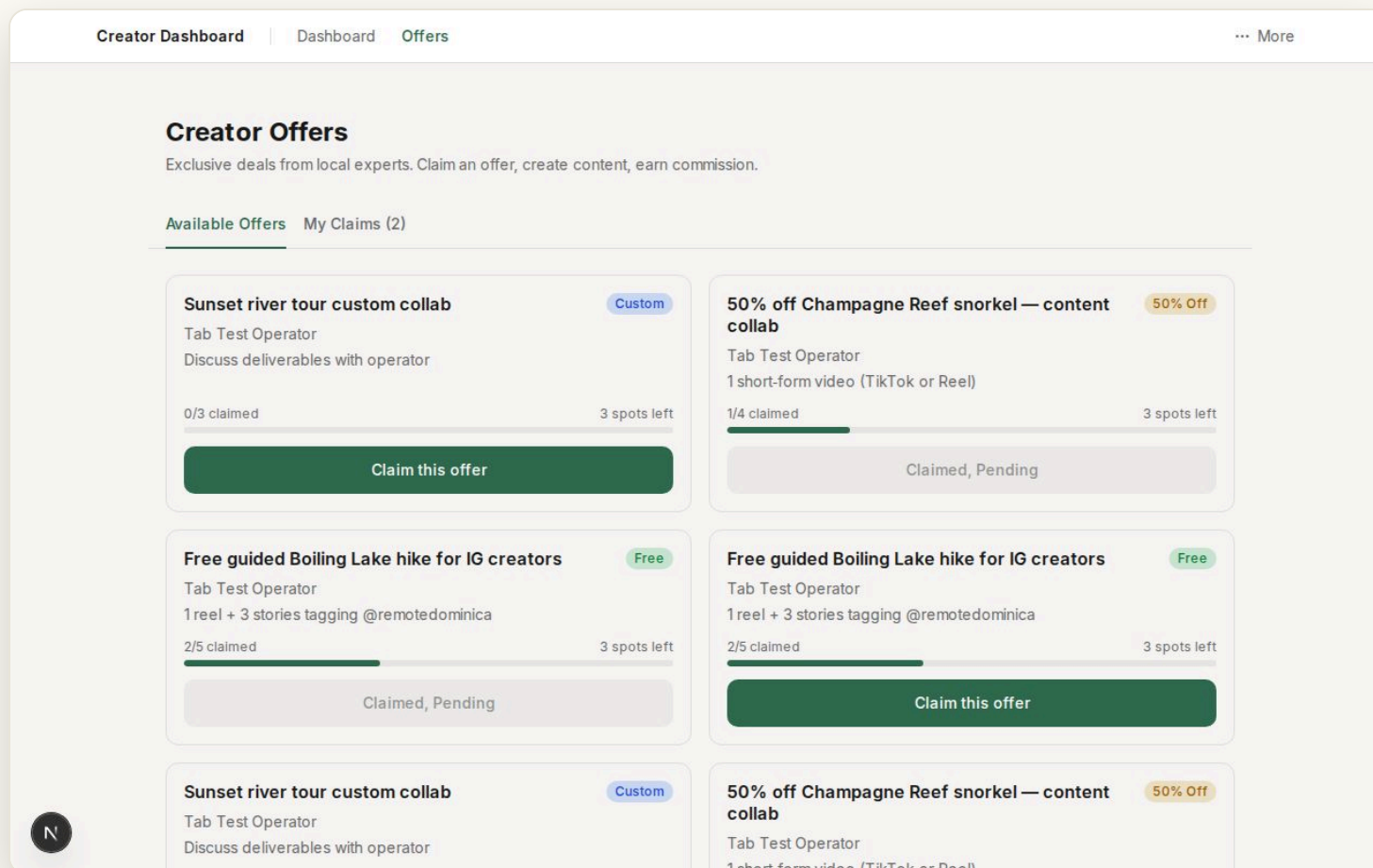
The screenshot displays the 'Creator Dashboard' interface. At the top, there are navigation links for 'Dashboard' and 'Offers', and a 'More' menu. The main content area is titled 'Welcome back, Deck' and shows a reference code: 'DECK-MOPQZEVI0EBQ'. Below this, there are four summary cards: 'Total Clicks' (0), 'Conversions' (4), 'Conversion Rate' (-), and 'Estimated Earnings' (\$301.75). The 'Generate Affiliate Links' section allows users to pick a page and generate a tracked link. It features three tabs: 'General', 'Spot', and 'Experience'. The 'General' tab is active, showing a generated link: 'http://localhost:5000/request?ref=DECK-MOPQZEVI0EBQ'. There are 'Copy link' and 'Share' buttons. A note below the link states: 'When someone visits this link, the click is tracked to your account. If they submit a request, you earn commission.' The 'Payout Method' section explains how the 5% commission is delivered. It offers two options: 'Local transfer (XCD)' (marked as 'Current') and 'International transfer (USD)'. The local transfer option states: 'The operator pays your 5% directly. Fast local settlement, no transfer fees.' The international transfer option states: 'Remote Dominica collects your 5% via Stripe and transfers to you. International transfer fees may apply.'

Planned page — preview shows the nearest live dashboard (affiliate dashboard).

**What it does:** Builds short, branded redirect links so you can attribute every booking back to your content.

# Offers marketplace

Browse special commissions and freebies offered by operators and hosts. Apply, accept, then promote.



**What it does:** Connects creators with operators directly. Beyond the standard 5% — operators can offer bigger cuts or comp experiences for the right reach.

# Payouts

Confirmed earnings, scheduled payouts, and history. Connect your Stripe account once and forget it.

The screenshot displays an affiliate dashboard with the following sections:

- Creator Dashboard** | Dashboard | Offers | ... More
- Welcome back, Deck**  
Your ref code: DECK-MOPQZEVI0EBQ
- Performance Metrics:**
  - Total Clicks: 0
  - Conversions: 4
  - Conversion Rate: -
  - Estimated Earnings: \$301.75
- Generate Affiliate Links**  
Pick any page and get your tracked link
- Link generation options: General (selected), Spot, Experience
- Generated link: `http://localhost:5000/request?ref=DECK-MOPQZEVI0EBQ`
- Buttons: Copy link, Share
- Disclaimer: When someone visits this link, the click is tracked to your account. If they submit a request, you earn commission.
- Payout Method**  
How your 5% commission is delivered. Changes apply to future bookings only.
- Options:
  - Local transfer (XCD)** (Current): The operator pays your 5% directly. Fast local settlement, no transfer fees.
  - International transfer (USD)**: Remote Dominica collects your 5% via Stripe and transfers to you. International transfer fees may apply.

Planned page — preview shows the nearest live dashboard (affiliate dashboard).

**What it does:** Transparent earnings ledger. Earnings move from *Pending* → *Confirmed* → *Paid* as bookings complete and refund windows close.

# The admin dashboard

The control room — partners, requests, moderation, content, money and analytics. Most partners will not need this section, but it's included so you understand how decisions are made on the other side.

1 · Admin home (analytics)

---

2 · Requests · marketplace relance

---

3 · Operators · Hosts · Guides · Affiliates

---

4 · Experiences · Retreats · Offers

---

5 · Directory · Library · Events · Pass

---

6 · Reviews · Moderation · Disputes

---

7 · Commissions · Invoices · Campaigns

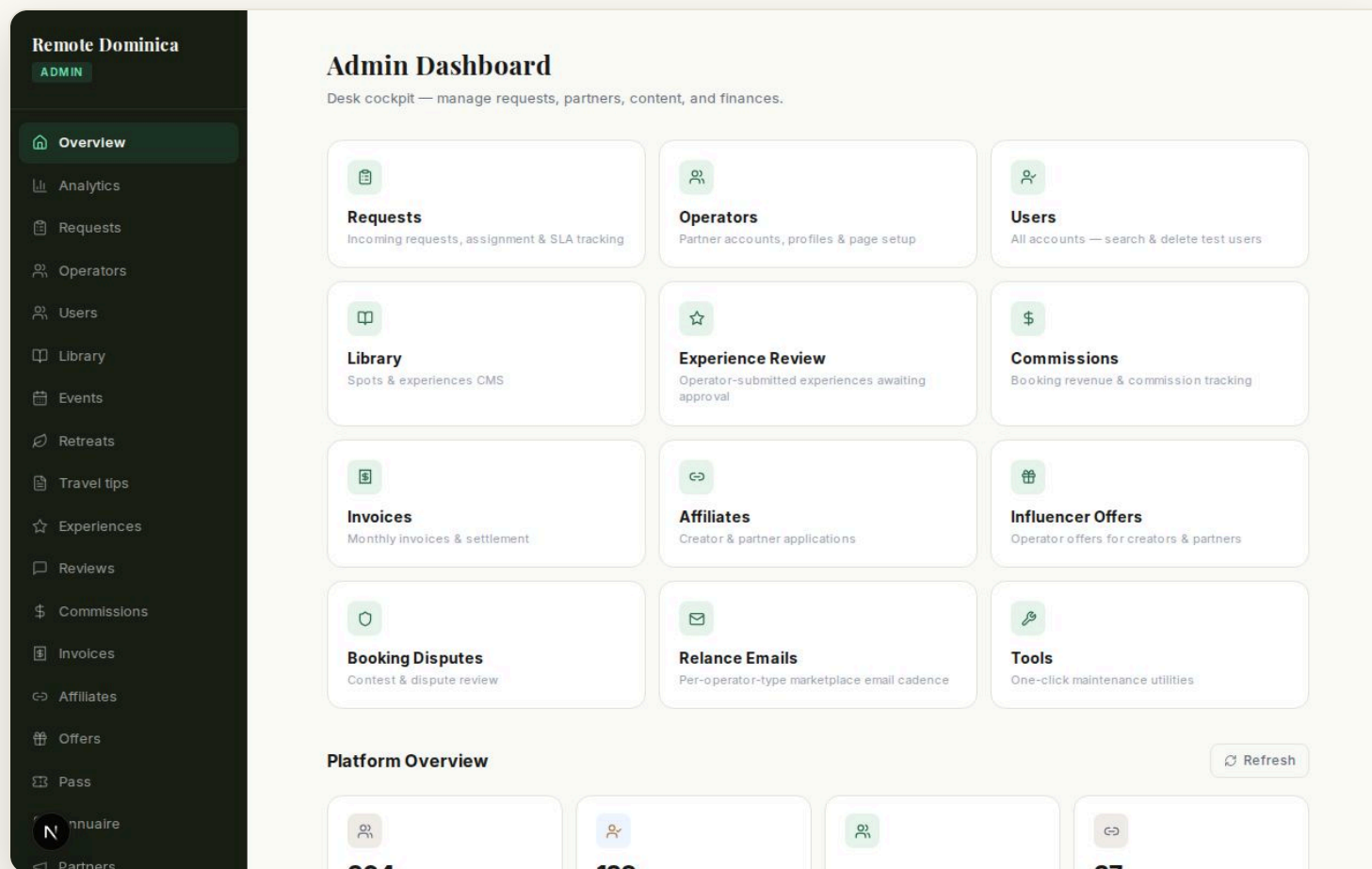
---

8 · Tools · Users · Profile · Partners

---

# Admin home — analytics

Platform-wide KPIs: visits, requests, bookings, GMV, partner growth and conversion funnels.



**What it does:** Health check of the whole marketplace — top-line numbers and trend.

# Requests & marketplace relance

Every traveler request, with status, claimed operator, proposals and conversation. The "relance" tool re-pushes stale requests to relevant operators.

The screenshot displays the 'Requests Cockpit' interface. On the left is a dark sidebar with navigation options: Overview, Analytics, Requests (highlighted), Operators, Users, Library, Events, Retreats, Travel tips, Experiences, Reviews, Commissions, Invoices, Affiliates, Offers, Pass, and Partners. The main content area is titled 'Requests Cockpit' and shows 139 requests, with 11 overdue. It includes a search bar and filters for 'All Statuses', 'All Regions', and 'Overdue only'. There are buttons for '+ New request' and 'Archive expired'. Below the filters is a list of requests, each with a checkbox, status tags (routing, No account), a timestamp, the traveler's name, contact info, location, and assigned operator.

<input type="checkbox"/>	routing	No account	May 3, 12:34 PM	Tab Test Traveler	traveler-mopr6aat4cbu@example.com	+15551234567	>
<input type="checkbox"/>	routing	No account	May 3, 12:29 PM	Tab Test Traveler	traveler-mopqzdee5lk@example.com	+15551234567	>
<input type="checkbox"/>	routing	No account	May 3, 12:23 PM	Tab Test Traveler	traveler-mopqrd5y61hv@example.com	+15551234567	>
<input type="checkbox"/>	routing	No account	May 3, 12:15 PM	Tab Test Traveler	traveler-mopqhludspb2@example.com	+15551234567	>
<input type="checkbox"/>	routing	No account	May 3, 12:09 PM				>

**What it does:** Lets the team rescue stale leads, bulk-archive expired ones, and intervene on edge cases.

# Operators · Hosts · Guides · Affiliates · Partners

Five sister tabs for managing every partner type — applications, approvals, edits and bans.

**Remote Dominica**  
ADMIN

**Operators Management**  
183 operators (181 active)

+ Add Operator

Search by name, email, phone, or tracking ref... Category: All Capability: All

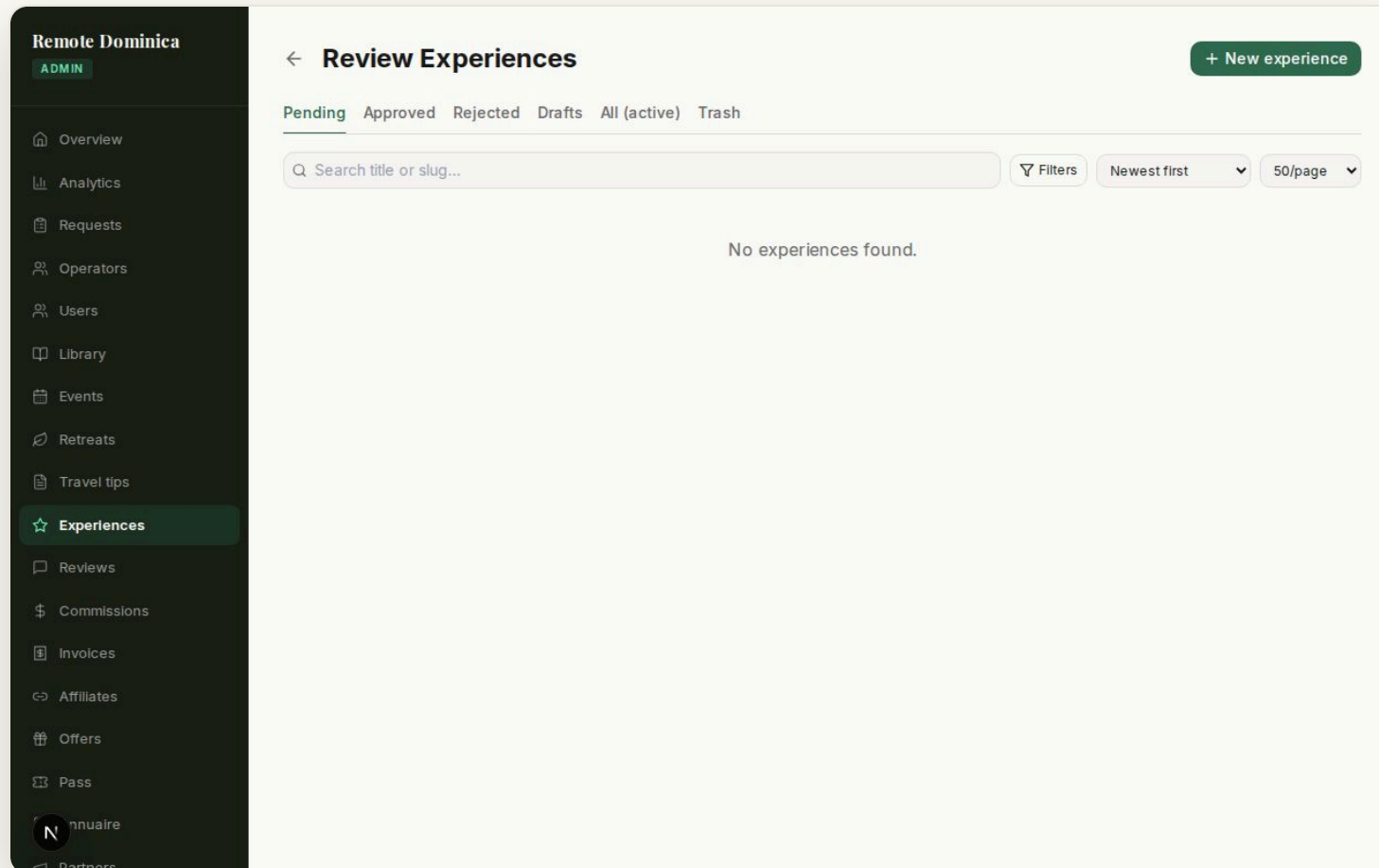
Operator	Status	Page	Contact	Ref	Actions
<b>AdminTest Slot Operator</b> Guide · Tour Operator	Active Public	No page	admintest-slotop-mooxarqzm97n@example.com	ADMTEST-SLOT-MOOXARQZM97N	⋮
<b>AdminTest Slot Operator</b> Guide · Tour Operator	Active Public	No page	admintest-slotop-moox5anc02y9@example.com	ADMTEST-SLOT-MOOX5ANC02Y9	⋮
<b>AdminTest Slot Operator</b> Guide · Tour Operator	Active Public	No page	admintest-slotop-mooxayjsasm0@example.com	ADMTEST-SLOT-MOOXAYJSASM0	⋮
<b>AdminTest Slot Operator</b> Guide · Tour Operator	Active Public	No page	admintest-slotop-mooxcvkekg24@example.com	ADMTEST-SLOT-MOOXCCKEKG24	⋮
<b>AdminTest Slot Operator</b> Guide · Tour Operator	Active Public	No page	admintest-slotop-mooxbsck7uf0@example.com	ADMTEST-SLOT-MOOXBCK7UF0	⋮
<b>Bob Marley</b> Guide · Guide	Inactive Not public	No page	batmandesert@gmail.com	OP-MNYZ3227	⋮
<b>Driver hostfix-mopb4372ne9k</b> Driver · Driver	Active Public	No page	-	HOSTFIX-MOPB4372NE9K-D	⋮
<b>Driver hostfix-mopb48kaies7</b> Driver · Driver	Active Public	No page	-	HOSTFIX-MOPB48KAJES7-D	⋮

**What it does:** Approves new partners, edits any field on a profile, and resets passwords. Same UI shape across all five partner types.

APPROVAL QUEUE · EDIT · SUSPEND

# Experiences · Retreats · Offers

Approve new experiences, edit any listing, feature on the homepage, archive duplicates.

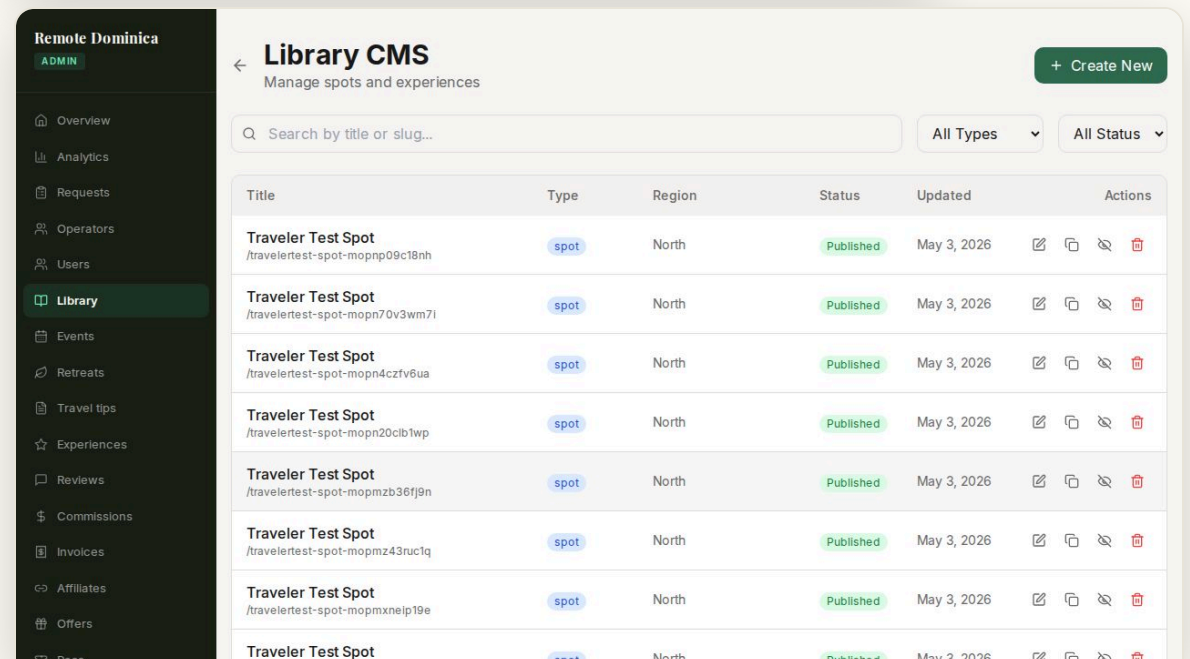
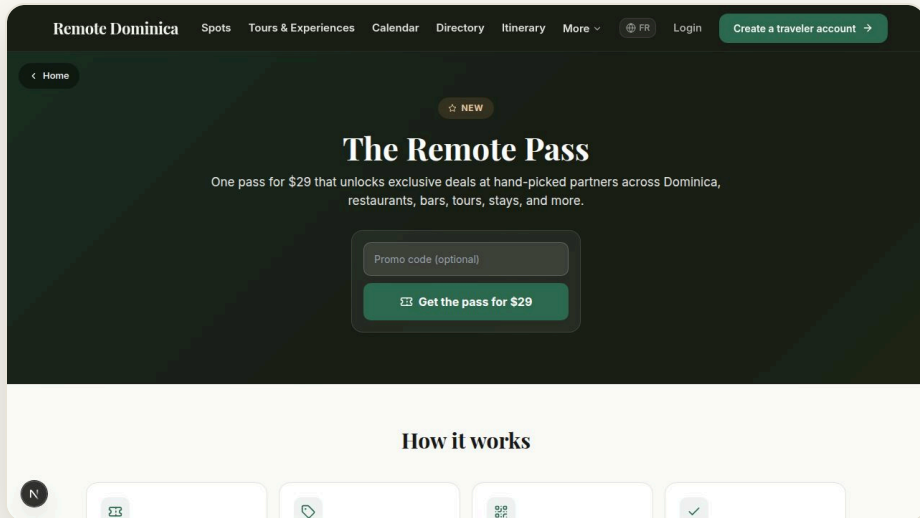
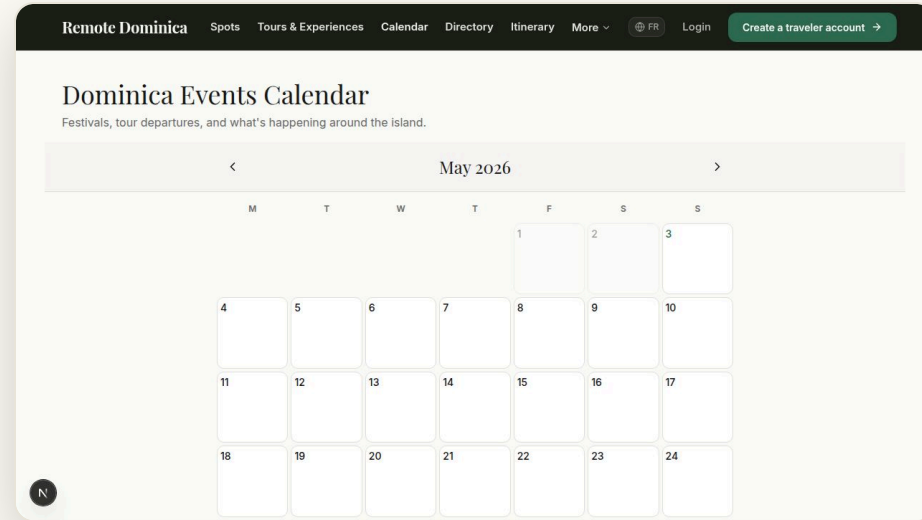
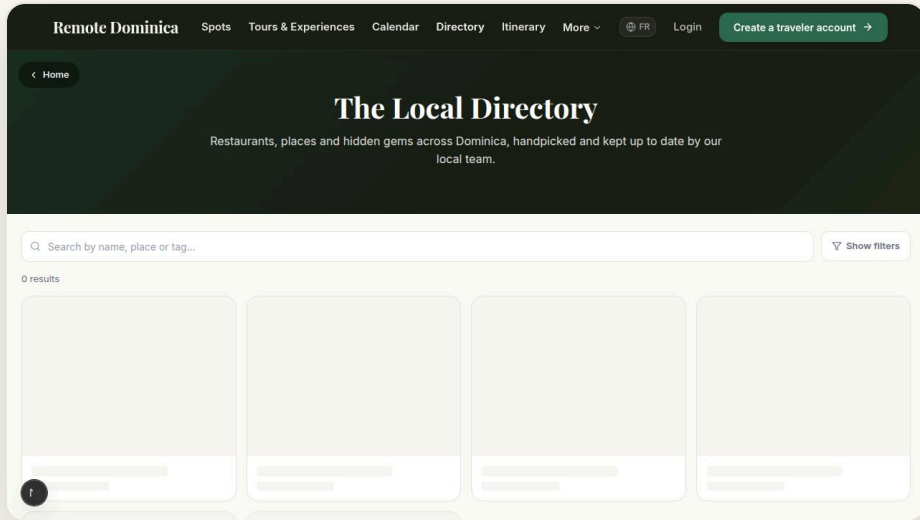


**What it does:** Quality control on the catalog. Used to feature top experiences on the home page.

APPROVAL · FEATURE · EDIT

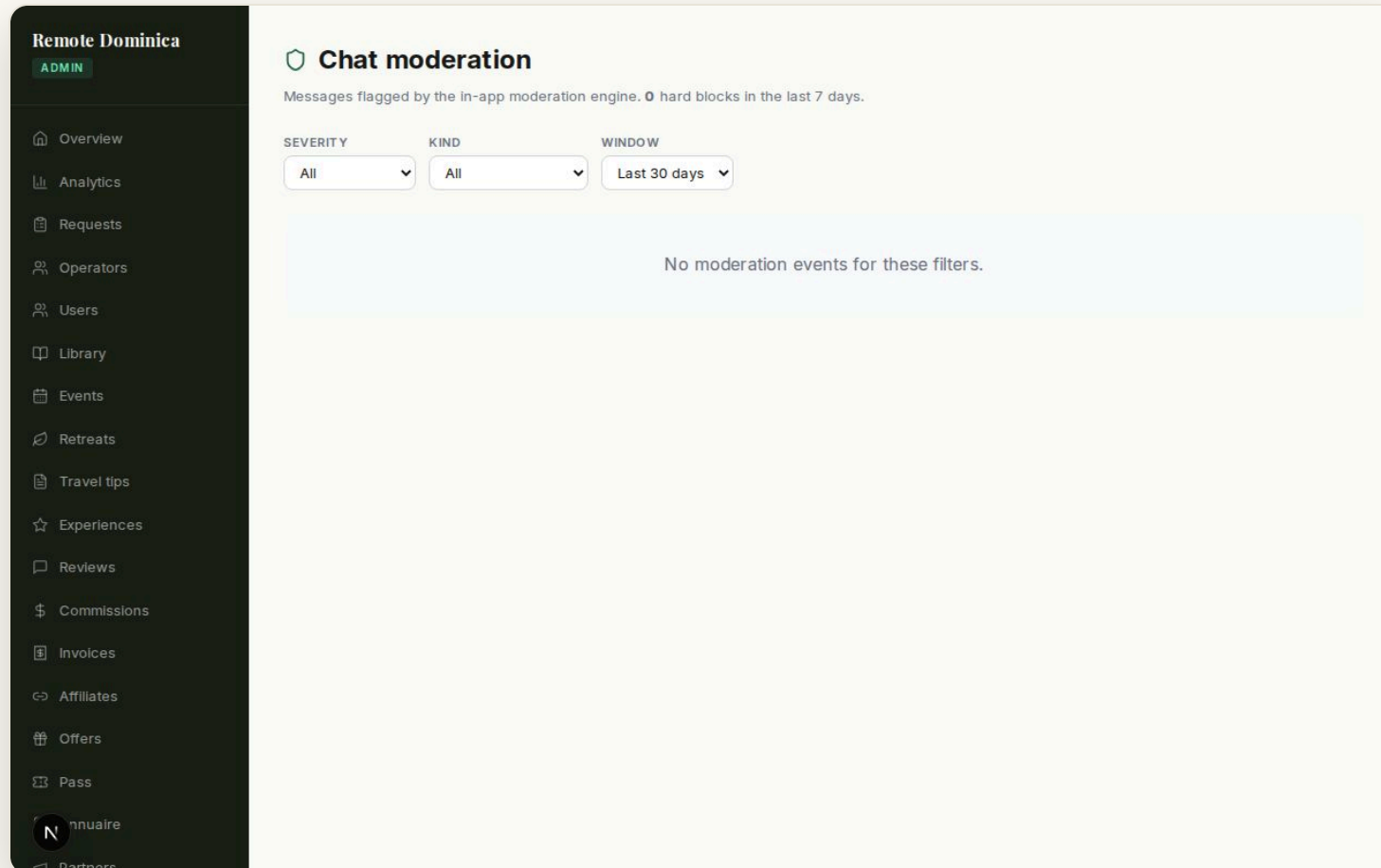
# Directory · Library · Events · Pass

Editorial content the admin team curates: the local directory (restaurants, places), the article library (travel tips), the events calendar, and the Remote Pass program.



# Reviews · Moderation · Disputes

Trust & safety: review moderation, flagged content, partner disputes, and refund decisions.



**What it does:** Keeps the marketplace trustworthy — every flag lands in a queue with a clear owner.

# Commissions · Invoices · Campaigns

Platform money — commissions due, invoices generated, and marketing campaigns (push, email, promo codes).

Remote Dominica

ADMIN

- Overview
- Analytics
- Requests
- Operators
- Users
- Library
- Events
- Retreats
- Travel tips
- Experiences
- Reviews
- Commissions**
- Invoices
- Affiliates
- Offers
- Pass
- Annuaire
- Partners

## Commissions

Track operator bookings and commission payments. Totals in XCD.

Exchange Rates

**EC\$21760.00**  
Total Revenue (XCD)

**EC\$2226.90**  
Commission Due (XCD)

**EC\$396.00**  
Commission Paid (XCD)

Due Paid All

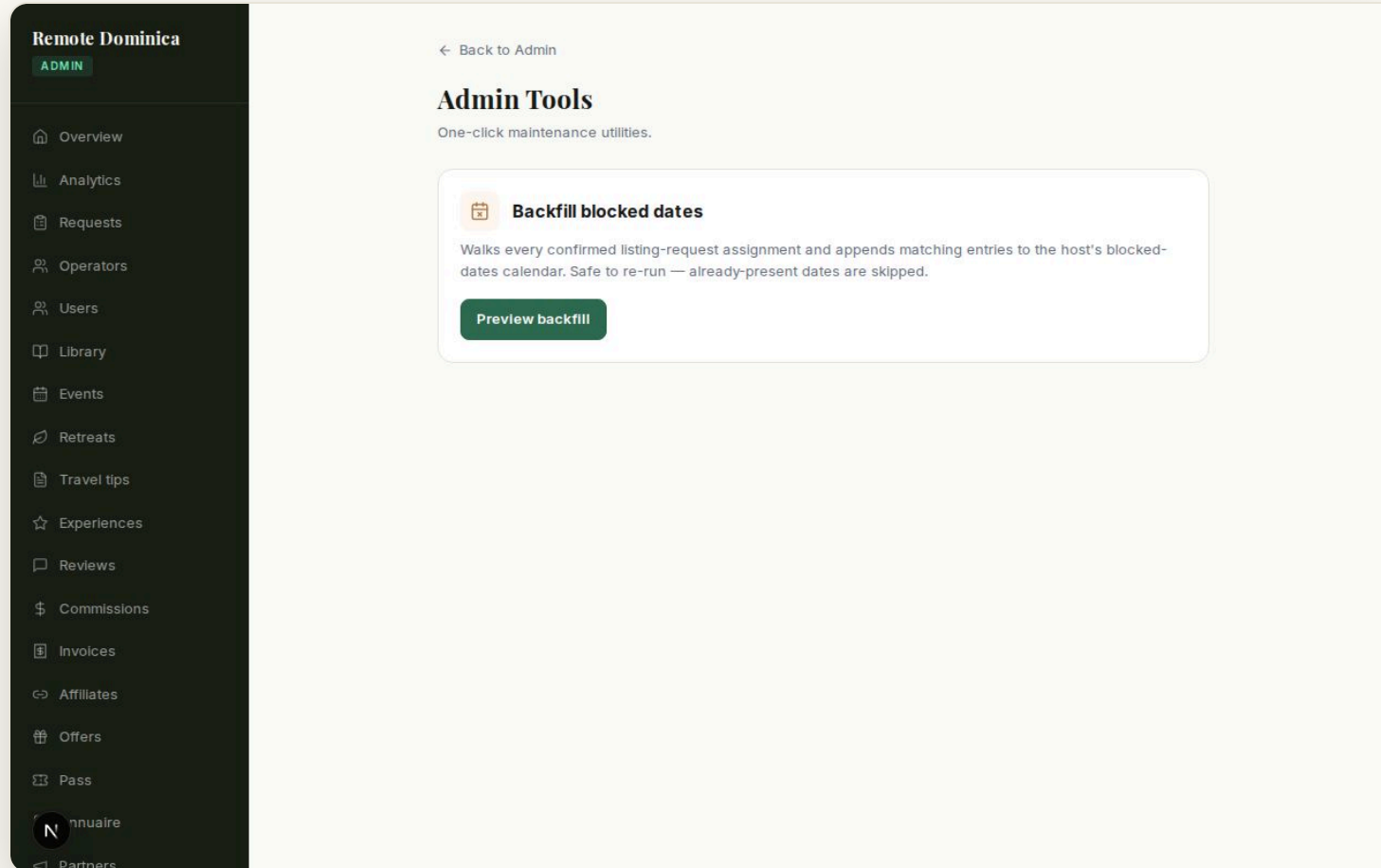
Q Search note history (e.g. "wire 4/17", "bank rejected")

Operator	Client	Booking Date	Amount	Commission	Breakdown	Payment	Status	Action
Test A	Valid Test valid@test.com	2026-06-12	EC\$600.00 XCD	EC\$72.00	Self-referred: EC\$0.00	Cash	Due no history	Mark as Paid
Test A	Test User 2 testbooking2@test.com	2026-06-01	EC\$1200.00 XCD	EC\$144.00	Self-referred: EC\$0.00	Cash	Due no history	Mark as Paid
Test A	Georges 90dos-devoir@icloud.com	2026-05-13	EC\$120.00 XCD	EC\$14.40	Self-referred: EC\$0.00	Cash	Due no history	Mark as Paid
Traveler Test Operator	Traveler Test travelertest-mopdtuq6h06q@example.com	2026-05-03	EC\$300.00 XCD	EC\$36.00	Remote Dominica: EC\$36.00	Cash	Due no history	Mark as Paid
Traveler Test Operator	Traveler Test travelertest-mopdzbh0p365@example.com	2026-05-03	EC\$300.00 XCD	EC\$36.00	Remote Dominica: EC\$36.00	Cash	Due no history	Mark as Paid

**What it does:** Drives the monthly invoice run and campaign sends. Powers the operator/host invoice screens.

# Tools · Users · Profile

Internal tools (data exports, migrations, email log), all-user management, and the admin's own profile/settings.



**What it does:** The "back office" buttons. Admins use them rarely but rely on them when something needs a manual fix.

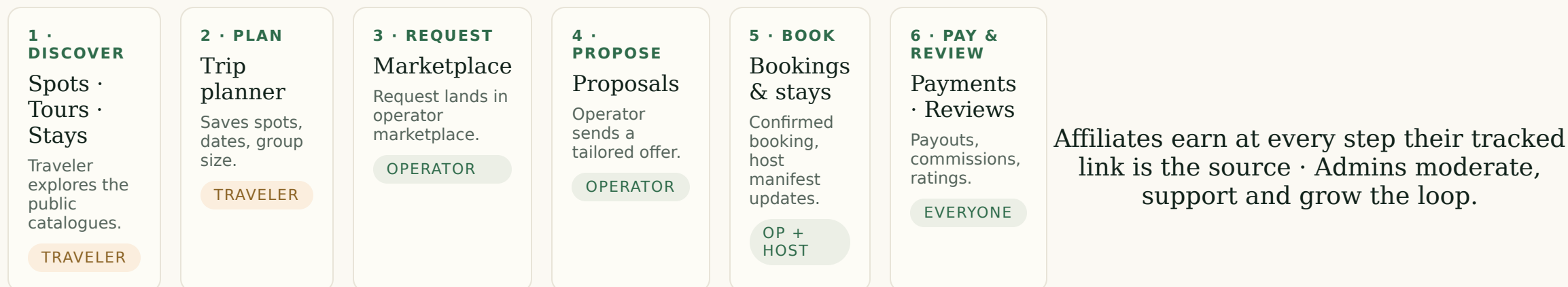
SECTION 6 · THE BIG PICTURE

# How everything connects

Five surfaces, one loop. Each role plays its part — from a traveler dreaming of Dominica to the partner getting paid for delivering it.

# From discovery to payout — one continuous flow

Each step of the traveler journey lights up a different dashboard for a different role.



**One platform, five surfaces:** Traveler portal · Operator dashboard · Host dashboard · Affiliate dashboard · Admin dashboard.

END-TO-END · SINGLE SOURCE OF TRUTH

# You're ready to start

A few practical next steps to get the most out of your first week on Remote Dominica.

## First 24 hours

- Complete the onboarding wizard end-to-end
- Add 3-5 high-quality cover photos
- Publish at least one experience or stay
- Set up your *My Page* public profile

## First week

- Reply to your first marketplace request within 2h
- Open at least one tour slot for the next weekend
- Connect Stripe for payouts
- Ask your first happy customer for a review

**Need help?** Reach the Remote Dominica team any time — every dashboard has a help link in the top-right.

REMOTE DOMINICA

# Welcome to the island.

You're now part of a local ecosystem built to give Dominica's guides, drivers, hosts and creators more visibility, more bookings, and more control.

End of deck  
**v1 · May 2026**

Download  
[partner-onboarding-deck.pdf](#)

Share  
[docs/partner-onboarding-deck.html](#)